

# US Income Inequality Soars to Highest Levels on Record

By [Joseph Kishore](#)

Global Research, September 12, 2013

[World Socialist Web Site](#)

Region: [USA](#)

Theme: [Poverty & Social Inequality](#)

Three years into the Obama administration’s economic “recovery,” the richest sections of the US population now concentrate in their hands a greater portion of the national income than at any point in nearly a century.

Between 2009 and 2012, total US income grew by 6 percent, according to an [updated study](#) by economists Emmanuel Saez and Thomas Piketty. However, 95 percent of this growth went to the top 1 percent. For the bulk of the population, real incomes have fallen sharply.

As a result, income inequality—measured as the share of total income going to different sections of the population—is now at or near the highest levels on record (see Figure 1).

For the first time since at least 1917, the top 10 percent of the population now takes in more than half (50.42 percent) of all income, including capital gains. The previous record, set in 2007, was 49.74 percent. The top 10 percent income share reached a pre-Great Depression peak of 49.29 percent in 1928, just before the 1929 Wall Street crash.

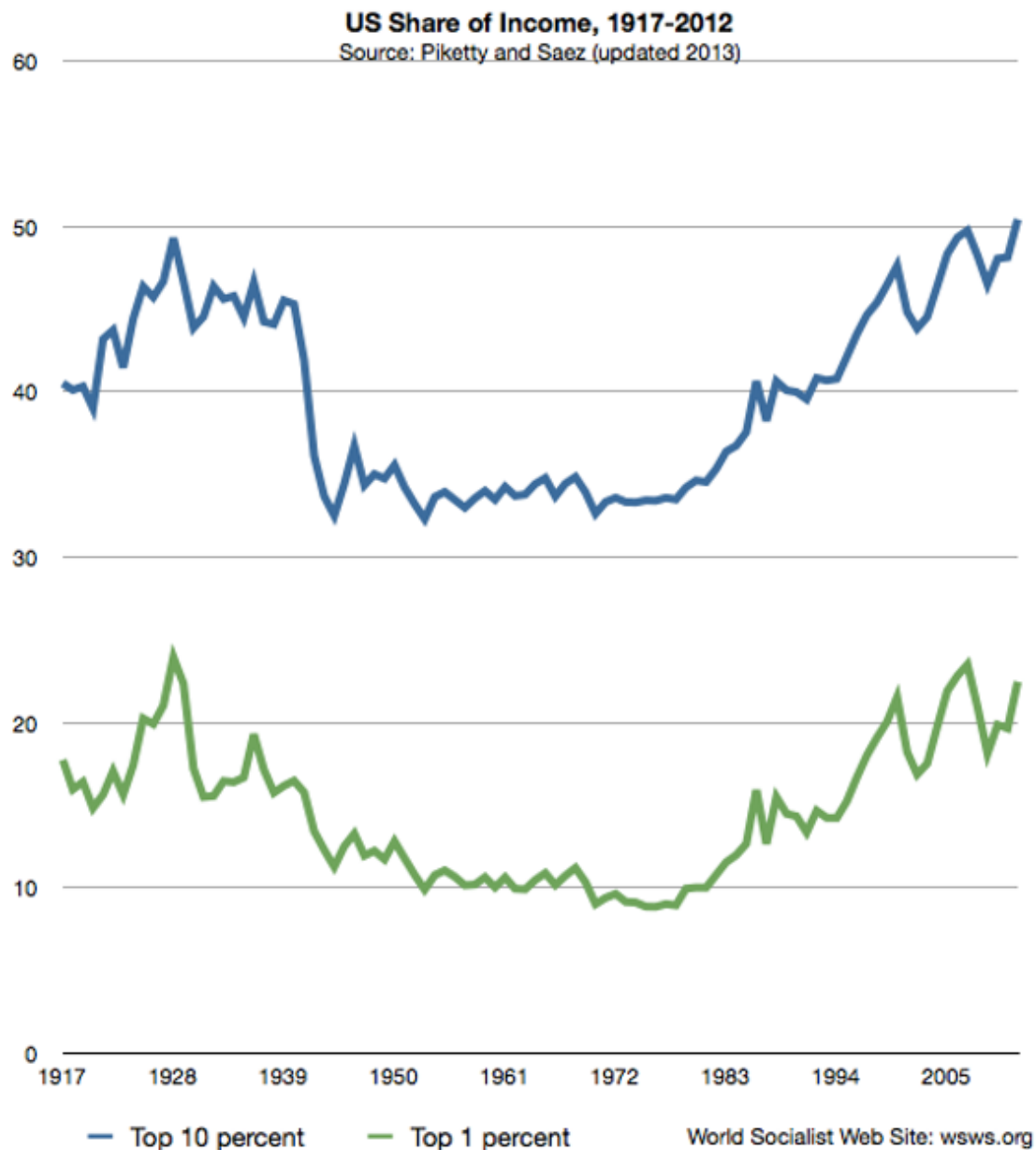


Figure 1

Income growth is concentrated in the wealthiest sections of society. The share of the income going to the top 1 percent increased from 19.65 percent to 22.46 percent between 2011 and 2012, and the share of the top 0.01 percent increased from 4.32 percent to 5.47. The 1.15 percentage point increase for the very rich is the greatest single year rise since 1927-1928.

The vast majority of the population have suffered a decline in living standards over the past three years. Between 2009 and 2012, the income for the bottom 90 percent of the population fell significantly, by nearly 2 percent. The bottom 99 percent saw a negligible increase (0.4 percent), while the top 1 percent increased 31.43 percent and the top 0.01 percent increased nearly 50 percent (see Figure 2).

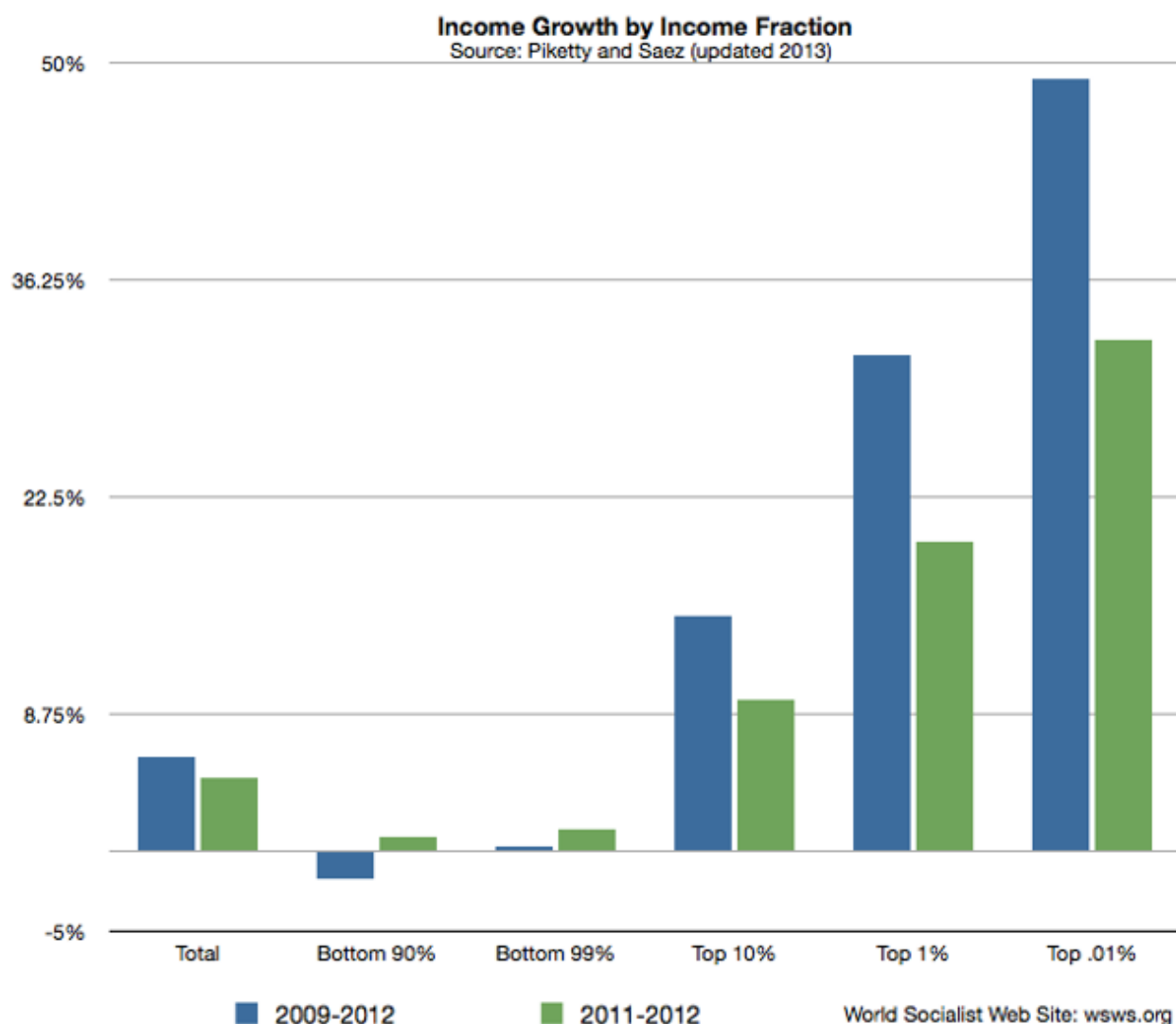


Figure 2

The year 2012 was a particularly good year for the rich. Incomes for the top 1 percent grew nearly 20 percent (one fifth) in one year alone, and incomes for the top 0.01 percent grew by more than 32 percent (one third). Meanwhile, the income going to the bottom 99 percent grew by only 1 percent.

The figures from 2012 show the steady rise in inequality over the past three decades has only accelerated in the wake of the financial collapse of 2008. While the stock market fall that year led to a decline in the income for the corporate and financial elite, this wealth has been fully restored and is soaring to new heights.

This is not simply the product of abstract economic processes, but the result of deliberate class war policies implemented by the Obama administration, aimed at redistributing wealth upward. Every month, tens of billions of dollars are poured into the stock market by the Federal Reserve, with the result that share values have now exceeded their previous peak in 2008. Some 90 percent of these assets are owned by the top 10 percent with the bulk concentrated in the hands of the very rich.

The Fed's "quantitative easing policy," combined with government bank bailouts, has meant that trillions of dollars have been turned over to the wealthy, the very same social layer that was responsible for the crisis. As a result, new speculative bubbles have been inflated, while the bad debts of the financial aristocracy have been transferred to central banks and government balance sheets.

At the same time, wages and social programs are under relentless assault. The government has done nothing to address mass joblessness. While the nominal unemployment rate fell earlier this month to 7.3 percent, this was due almost entirely to the departure of hundreds of thousands of people from the labor force. With millions of people unable to find work, the labor force participation rate has dropped to its lowest level in 35 years (see "[Labor force participation rate falls to lowest level since 1978](#)").

Unemployment has been used as a lever to force workers to accept lower pay. Beginning with the government-sponsored auto restructuring in 2009, the ruling class has sought to eliminate any jobs that still provide relatively decent wages and benefits. The jobs that have been created during the so-called recovery are largely [low-wage and part-time](#).

Corporate profits have surged in line with falling wages and the rising stock market. In the second quarter of this year, after-tax profits reached a record level of \$1.83 trillion dollars (see Figure 3). The share of income going to labor is near its lowest level on record.

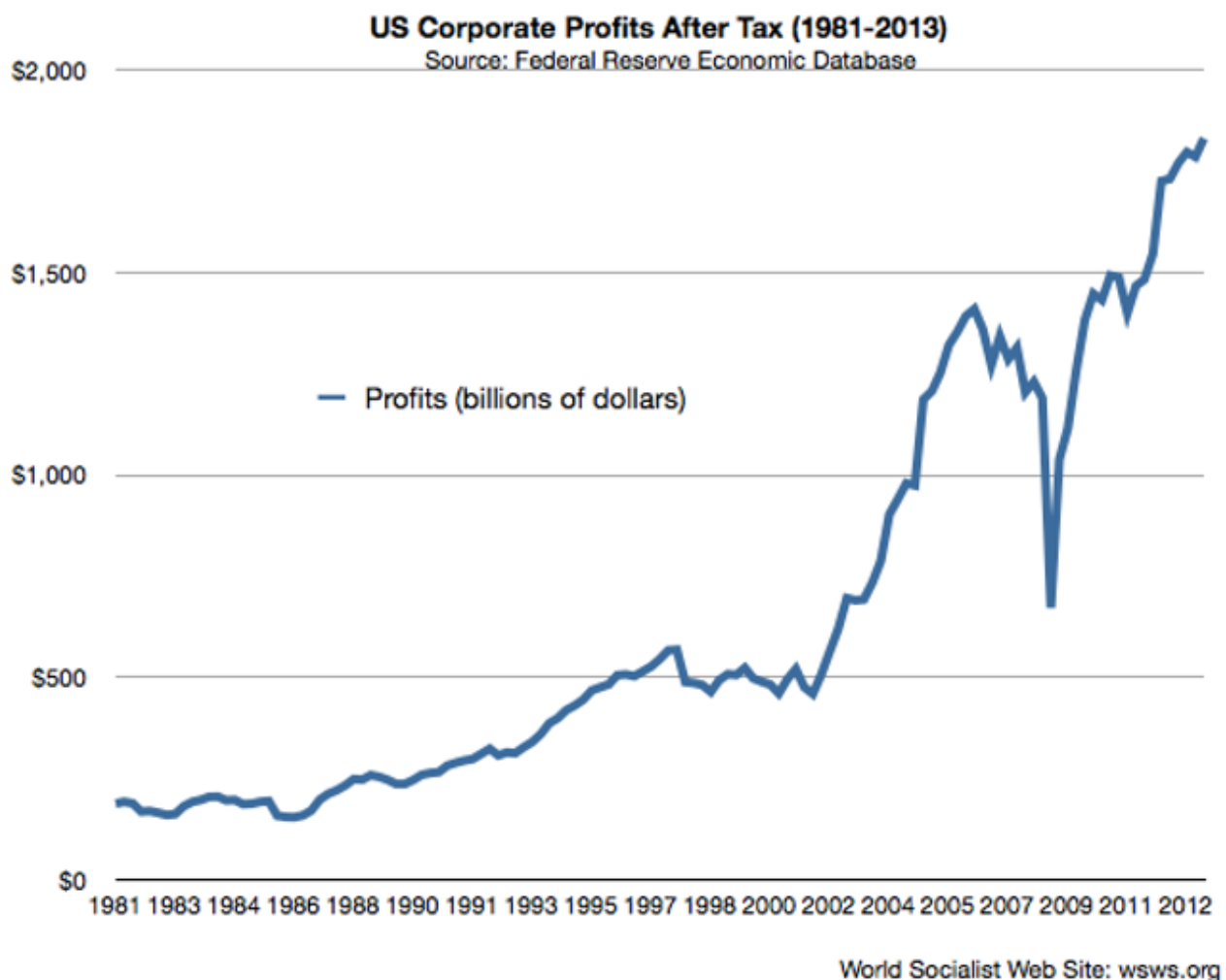


Figure 3

All of this has meant that income inequality has grown faster under Obama than under his Republican predecessor Bush. Figures presented by Saez and Piketty confirm an analysis published by the *New York Times* last week (see "[Income inequality grows four times faster under Obama than Bush](#)").

According to the new report, between 2002 and 2007—in the aftermath of the 2001 recession set off by the collapse of the dot.com bubble—65 percent of the income growth went to the top 1 percent. This high figure, abetted by the Bush tax cuts, still pales in

comparison to the 95 percent monopoly of income growth by the rich under Obama's recovery.

The bottom 99 percent saw their incomes fall 6.5 percent from 2000 to 2002, compared to 11.6 percent between 2007 and 2009. This section of the population saw income gains of 6.8 percent between 2002 and 2007, compared to only 0.4 percent from 2009 and 2012.

In other words, incomes for the working class have fallen far more sharply and risen far more slowly during the latest economic crisis than in previous recessions, while the reverse is true for the rich.

These figures give numerical expression to social and political processes. They are proof American society is dominated by a tiny corporate and financial aristocracy that dictates policy and controls the entire state apparatus. They testify to the fact that it is impossible to change anything within the framework of the existing political system.

The social chasm revealed in these indices demonstrates both the necessity and inevitability of the enormous revolutionary struggles on the horizon.

The original source of this article is [World Socialist Web Site](#)

Copyright © [Joseph Kishore](#), [World Socialist Web Site](#), 2013

---

**[Comment on Global Research Articles on our Facebook page](#)**

**[Become a Member of Global Research](#)**

Articles by: [Joseph Kishore](#)

**Disclaimer:** The contents of this article are of sole responsibility of the author(s). The Centre for Research on Globalization will not be responsible for any inaccurate or incorrect statement in this article. The Centre of Research on Globalization grants permission to cross-post Global Research articles on community internet sites as long the source and copyright are acknowledged together with a hyperlink to the original Global Research article. For publication of Global Research articles in print or other forms including commercial internet sites, contact: [publications@globalresearch.ca](mailto:publications@globalresearch.ca)

[www.globalresearch.ca](http://www.globalresearch.ca) contains copyrighted material the use of which has not always been specifically authorized by the copyright owner. We are making such material available to our readers under the provisions of "fair use" in an effort to advance a better understanding of political, economic and social issues. The material on this site is distributed without profit to those who have expressed a prior interest in receiving it for research and educational purposes. If you wish to use copyrighted material for purposes other than "fair use" you must request permission from the copyright owner.

For media inquiries: [publications@globalresearch.ca](mailto:publications@globalresearch.ca)