

# Trudeau Government Stopped Reporting COVID-19 First & Second Booster Vaccination Data and Deleted It. Are They Preparing for a Digital ID?

Deletions come at the same time as provinces start to refuse Digital ID

By [Dr. William Makis](#)

Global Research, February 19, 2023

[COVID Intel](#) 18 February 2023

Region: [Canada](#)

Theme: [Science and Medicine](#)

All Global Research articles can be read in 51 languages by activating the Translate Website button below the author's name (desktop version)

To receive Global Research's Daily Newsletter (selected articles), [click here](#).

Follow us on [Instagram](#) and [Twitter](#) and subscribe to our [Telegram Channel](#). Feel free to repost and share widely Global Research articles.

\*\*\*

*The Canadian Federal government has been busy deleting COVID-19 booster vaccination data and graphs from the official government website and I will summarize below which data was removed and when.*

## COVID-19 1st & 2nd booster uptake in Canada deleted

All of the information presented is captured from the [Canadian government website](#).

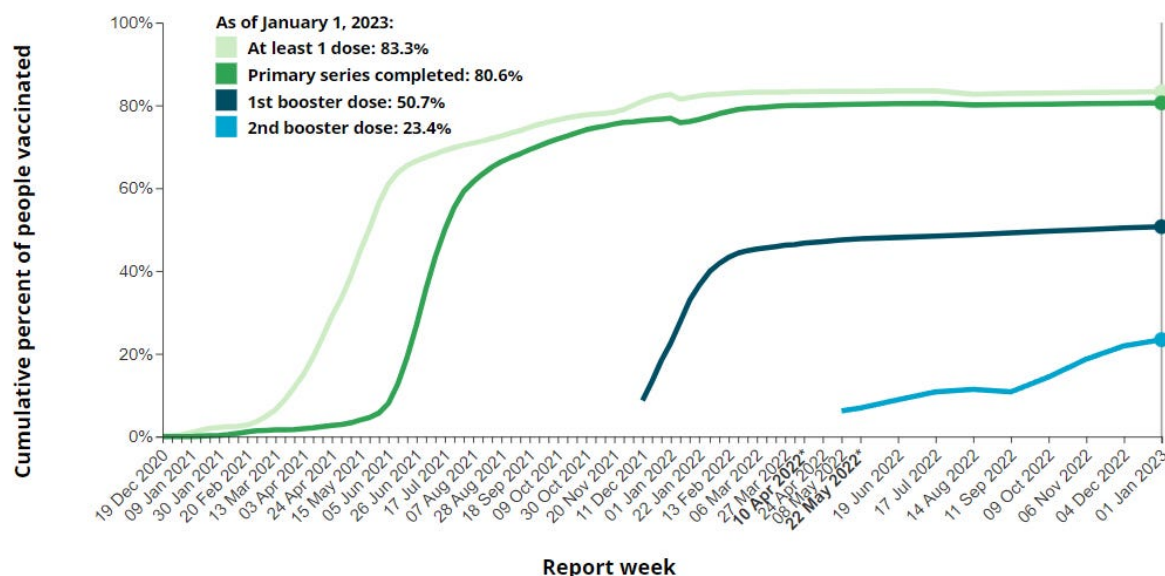
The first graph that the Canadian government deleted was this one:

Figure 2: "Cumulative % of people who have received a COVID-19 vaccine in Canada by vaccination status" was removed on January 10, 2023 ([click here](#)) (it's gone on next update ([click here](#)))

Just before this data was deleted, 1st booster uptake in Canada was reported at 50.7%, 2nd booster uptake was reported at 23.4%.

Figure 2. Cumulative percent of people who have received a COVID-19 vaccine in Canada by vaccination status and report week, January 1, 2023

Hover over or select a portion of the line graph to see the cumulative number or percentages of people vaccinated by vaccination status and report week.



## COVID-19 1st & 2nd booster uptake data by age deleted

The next item deleted was:

Table 2: "Cumulative number and percent of people in Canada who have received a COVID-19 vaccine by age group and vaccination status", was removed on January 10, 2023 ([click here](#)) (it's gone on the next update ([click here](#)))

Table 2. Cumulative number and percent of people in Canada who have received a COVID-19 vaccine by age group and vaccination status, January 1, 2023

| Age group (years) | At least 1 dose   | Primary series completed | 1 <sup>st</sup> booster dose | 2 <sup>nd</sup> booster dose | In the last 6 months, primary series completed or booster dose received |
|-------------------|-------------------|--------------------------|------------------------------|------------------------------|---|
| 0 to 4            | 8.4% (157,624)    | 3.5% (66,176)            | <0.1% (296)                  | 0% (0)                       | 3.5% (65,828)   |
| 5 to 11           | 53.1% (1,542,330) | 41.3% (1,200,101)        | 6.2% (180,134)               | <0.1% (267)                  | 8.8% (256,664)  |
| 12 to 17          | 84.5% (2,135,226) | 80.4% (2,033,449)        | 18.4% (464,801)              | 3.4% (85,349)                | 9.4% (236,600)  |
| 18 to 29          | 85.4% (5,211,124) | 83.2% (4,068,362)        | 37.3% (2,274,509)            | 6.5% (398,147)               | 8.6% (524,392)  |
| 30 to 39          | 86.7% (4,768,407) | 84.8% (3,696,371)        | 45.0% (2,478,811)            | 11.7% (642,487)              | 13.7% (753,504)   |
| 40 to 49          | 89.2% (4,441,640) | 87.9% (3,367,614)        | 54.5% (2,713,784)            | 16.0% (797,769)              | 18.0% (897,498)   |
| 50 to 59          | 90.5% (4,578,768) | 89.7% (3,519,078)        | 64.4% (3,258,364)            | 24.9% (1,261,336)            | 26.8% (1,354,462)   |
| 60 to 69          | 93.9% (4,643,767) | 92.7% (3,483,915)        | 77.5% (3,834,441)            | 44.1% (2,181,470)            | 42.8% (2,116,755)   |
| 70 to 79          | 96.4% (3,145,108) | 95.4% (2,338,724)        | 86.4% (2,817,473)            | 61.1% (1,994,064)            | 53.5% (1,744,200)   |
| 80 and older      | ≥99% (1,767,048)  | ≥99% (1,319,360)         | 90.6% (1,594,573)            | 66.9% (1,178,118)            | 55.0% (969,027)   |
| Unknown           | n/a (16,733)      | n/a (13,905)             | n/a (9,900)                  | n/a (4,878)                  | n/a (8,680)   |

On January 15, 2023, Table 2 was replaced with a new table that has deleted all vaccination status data for the 1st & 2nd booster dose by age group:

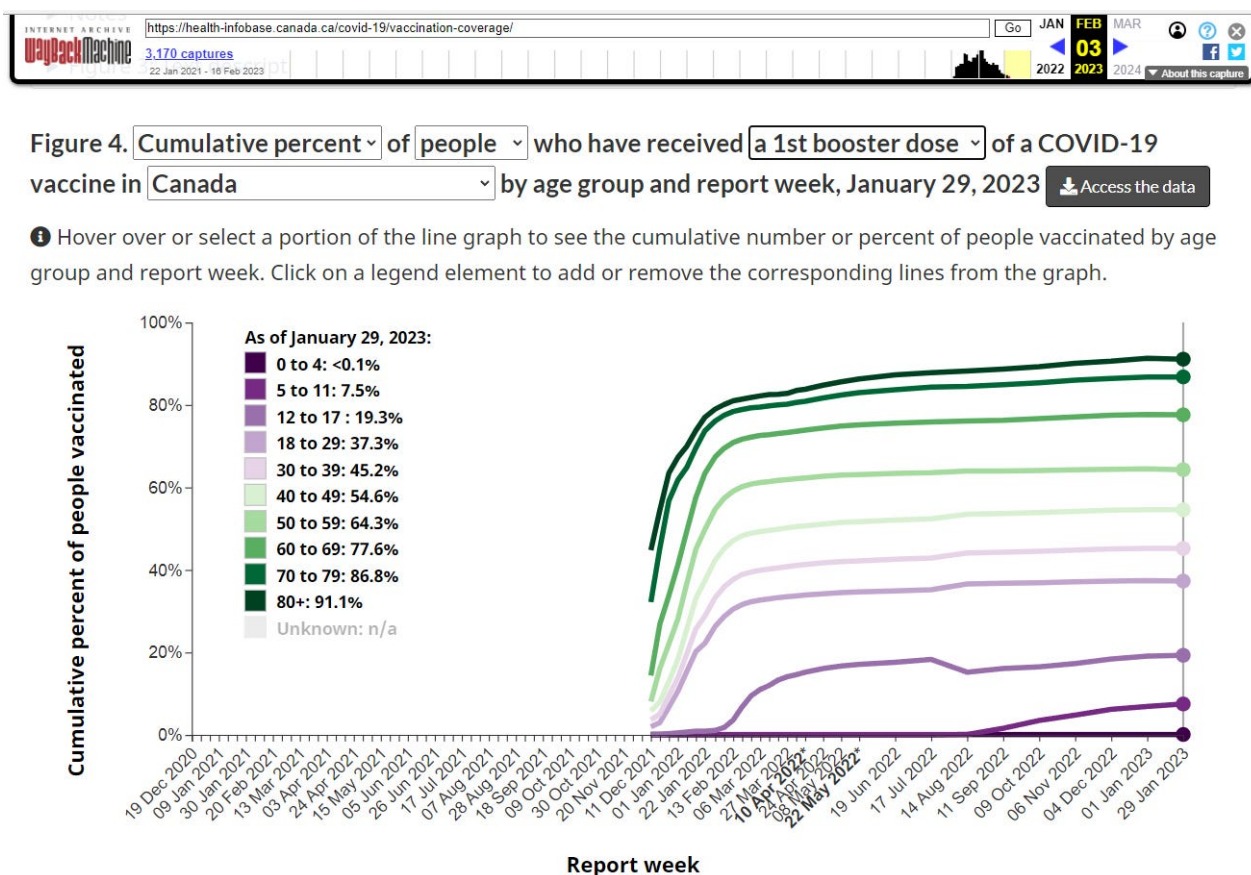
Table 2. Cumulative number and percent of people in Canada who have received a COVID-19 vaccine by age group and vaccination status, January 1, 2023

| Age group (years) | At least 1 dose   | Primary series completed | In the last 6 months, primary series completed or booster dose received |
|-------------------|-------------------|--------------------------|---|
| 0 to 4            | 8.4% (157,624)    | 3.5% (66,176)            | 3.5% (65,828)   |
| 5 to 11           | 53.1% (1,542,330) | 41.3% (1,200,101)        | 8.8% (256,664)  |
| 12 to 17          | 84.5% (2,135,226) | 80.4% (2,033,449)        | 9.4% (236,600)  |
| 18 to 29          | 85.4% (5,211,124) | 83.2% (4,068,362)        | 8.6% (524,392)  |
| 30 to 39          | 86.7% (4,768,407) | 84.8% (3,696,371)        | 13.7% (753,504)   |
| 40 to 49          | 89.2% (4,441,640) | 87.9% (3,367,614)        | 18.0% (897,498)   |
| 50 to 59          | 90.5% (4,578,768) | 89.7% (3,519,078)        | 26.8% (1,354,462)   |
| 60 to 69          | 93.9% (4,643,767) | 92.7% (3,483,915)        | 42.8% (2,116,755)   |
| 70 to 79          | 96.4% (3,145,108) | 95.4% (2,338,724)        | 53.5% (1,744,200)   |
| 80 and older      | ≥99% (1,767,048)  | ≥99% (1,319,360)         | 55.0% (969,027)   |
| Unknown           | n/a (16,733)      | n/a (13,905)             | n/a (8,680)   |

COVID-19 1st & 2nd booster uptake graph by age deleted

The next item deleted was:

Figure 4: “Cumulative percent of people who have received 1st booster dose of a COVID-19 vaccine in Canada by age group”, was removed on February 3, 2023 ([click here](#)). It’s gone on the next update ([click here](#)).



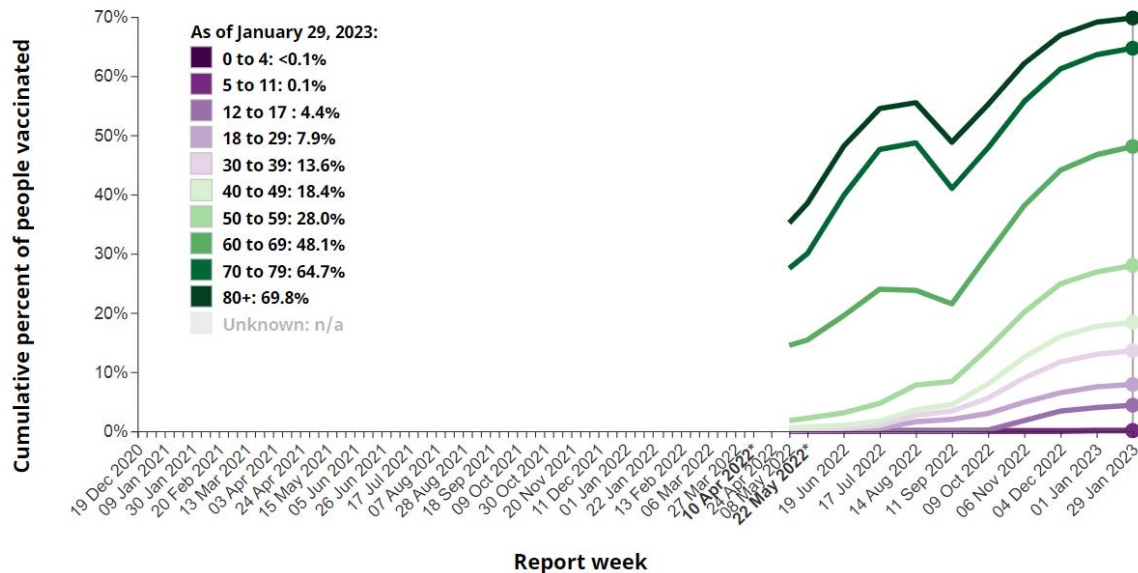
The next item deleted was:

Figure 4: “Cumulative percent of people who have received 2nd booster dose of a COVID-19 vaccine in Canada by age group”, was removed on February 3, 2023 ([click here](#)). It’s gone on the next update ([click here](#)).



Figure 4. Cumulative percent of people who have received a 2nd booster dose of a COVID-19 vaccine in Canada by age group and report week, January 29, 2023

Hover over or select a portion of the line graph to see the cumulative number or percent of people vaccinated by age group and report week. Click on a legend element to add or remove the corresponding lines from the graph.



My take...

It's one thing to remove COVID-19 vaccine outcome data that showed COVID-19 vaccines were severely damaging the immune systems of those who took them, and the more doses one took, the worse the health outcomes (including death) were.

It's an entirely different thing to delete COVID-19 booster vaccination data itself.

This begs the question: why is the Canadian government doing this now?

I have two theories:

Theory #1: Trudeau Liberals are aware of the recent acceleration of sudden and unexpected deaths which may be due to COVID-19 boosters and they don't want Canadians to be able to correlate these sudden deaths to the COVID-19 1st and 2nd booster shot rollout, by age and by time-frame.

Theory #2: Trudeau Liberals are preparing to categorize Canadians into "compliant" and "uptodate" with COVID-19 vaccines vs "non-compliant" and "not uptodate" with their COVID-19 vaccines, in advance of either rolling out a Digital ID that will require "uptodate" COVID-19 vaccination, or any other forms of vaccine mandates, and these data deletions simplify the way in which Canadians will be labeled.

It is possible for both to be true simultaneously.

Perhaps not coincidentally, on February 3, 2023, Saskatchewan Premier Scott Moe wrote an open letter stating his government will not participate in any type of national healthcare "Digital ID" program as a condition to receive funding for healthcare from the Federal

government.



Premier of Saskatchewan

Legislative Building  
Regina Canada S4S 0B3

**RE: Upcoming Healthcare Negotiations**

Thank you for raising your concerns with me.

The upcoming Canada Health Transfer negotiations are critical to ensuring the federal government is a fair funding partner in healthcare funding and ensuring provincially delivered healthcare is sustainable into the future. I want to clarify the following about the upcoming negotiations with the other provinces and federal government:

- The Government of Saskatchewan is not creating a Digital ID nor will we accept any requirements for the creation of a Digital ID tied to healthcare funding.
- The Government of Saskatchewan will not share any personal medical information with the federal government. This information is protected under *The Health Information Protection Act* and will remain so.
- The Government of Saskatchewan may share already publicly available healthcare statistics, including the number of physicians in Saskatchewan and surgical wait times if requested by any party, including the federal government.

In recent years, federal funding of healthcare has fallen from 35 per cent of healthcare costs to 22 per cent. That is why it is critical to get a new Canada Health Transfer agreement where the federal government returns to a full funding partner of healthcare.

The Government of Saskatchewan will not surrender nor weaken any personal health privacy rights when signing a new Canada Health Transfer agreement. Instead, we will work diligently toward a funding agreement that benefits Saskatchewan people by investing in healthcare in both rural and urban areas of our province

Thank you for writing.

Sincerely

A handwritten signature in blue ink, appearing to be 'Scott Moe'.

Scott Moe  
Premier

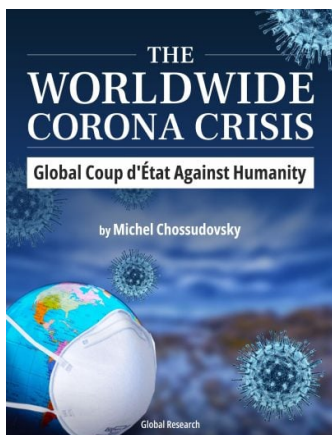


\*

Note to readers: Please click the share buttons above. Follow us on Instagram and Twitter and subscribe to our Telegram Channel. Feel free to repost and share widely Global

Research articles.

Featured image is from Children's Health Defense



## The Worldwide Corona Crisis, Global Coup d'Etat Against Humanity

by Michel Chossudovsky

Michel Chossudovsky reviews in detail how this insidious project “destroys people’s lives”. He provides a comprehensive analysis of everything you need to know about the “pandemic” — from the medical dimensions to the economic and social repercussions, political underpinnings, and mental and psychological impacts.

*“My objective as an author is to inform people worldwide and refute the official narrative which has been used as a justification to destabilize the economic and social fabric of entire countries, followed by the imposition of the “deadly” COVID-19 “vaccine”. This crisis affects humanity in its entirety: almost 8 billion people. We stand in solidarity with our fellow human beings and our children worldwide. Truth is a powerful instrument.”*

[Conservative Risk Benefit Analyses Decide Against COVID-19 Vaccination](#)

ISBN: 978-0-9879389-3-0, Year: 2022, PDF Ebook, Pages: 164, 15 Chapters

Price: \$11.50 Get yours for FREE! [Click here to download.](#)

We encourage you to support the eBook project by making a donation through Global Research’s [DonorBox “Worldwide Corona Crisis” Campaign Page.](#)

The original source of this article is [COVID Intel](#)

Copyright © [Dr. William Makis](#), [COVID Intel](#), 2023

---

[Comment on Global Research Articles on our Facebook page](#)

[Become a Member of Global Research](#)

**Disclaimer:** The contents of this article are of sole responsibility of the author(s). The Centre for Research on Globalization will not be responsible for any inaccurate or incorrect statement in this article. The Centre of Research on Globalization grants permission to cross-post Global Research articles on community internet sites as long the source and copyright are acknowledged together with a hyperlink to the original Global Research article. For publication of Global Research articles in print or other forms including commercial internet sites, contact: [publications@globalresearch.ca](mailto:publications@globalresearch.ca)

[www.globalresearch.ca](http://www.globalresearch.ca) contains copyrighted material the use of which has not always been specifically authorized by the copyright owner. We are making such material available to our readers under the provisions of "fair use" in an effort to advance a better understanding of political, economic and social issues. The material on this site is distributed without profit to those who have expressed a prior interest in receiving it for research and educational purposes. If you wish to use copyrighted material for purposes other than "fair use" you must request permission from the copyright owner.

For media inquiries: [publications@globalresearch.ca](mailto:publications@globalresearch.ca)