

# Abnormal Blood-Clotting: The Trail of Blood from the COVID Jabs

These two doctors claim they've discovered a way to test for spike protein in human tissue, and they've found spike protein in individuals who were injured or died from the shots.

By [Dr. Joseph Mercola](#)

Theme: [Science and Medicine](#)

Global Research, October 12, 2022

[Dr. Mercola's Censored Library](#)

All Global Research articles can be read in 51 languages by activating the Translate This Article button below the author's name.

To receive Global Research's Daily Newsletter (selected articles), [click here](#).

Follow us on [Instagram](#) and [Twitter](#) and subscribe to our [Telegram Channel](#). Feel free to repost and share widely Global Research articles.

\*\*\*

*Abnormal blood clotting was one of the first mysterious health effects to emerge in the COVID pandemic, first, as an effect of the natural infection, and later, as a side effect of the COVID jabs. By mid-March 2021, 20 countries had suspended the use of AstraZeneca's COVID shot, either in full or in part, following reports of deadly blood clots*

*In December 2021, a team of international scientists detailed the mechanism behind the AstraZeneca jab's propensity to trigger blood clots. The shell of the vector — a weakened chimpanzee cold virus — in some people acts like a magnet and attracts platelets. Your body mistakes these platelets as a threat and produces antibodies to fight them, resulting in dangerous blood clots*

*Israeli researchers have also linked the Pfizer jab with a rare blood clotting disorder*

*A Swedish study found two doses of the COVID jab were 43% protective against Omicron infection at week 4. By week 14, protection had dropped to zero. Effectiveness against COVID-related hospitalization remained around 80% until week 25, but dropped to 40% by week 40. Using one statistical analysis method, COVID jabbed Swedes had a higher risk of death or hospitalization from COVID roughly a year after receiving their second dose*

*A recent case report links the COVID shots to lethal myocarditis (heart inflammation) and encephalitis (brain inflammation)*

\*

Abnormal blood clotting was one of the first mysterious health effects to emerge in the COVID pandemic, first, as an effect of the natural infection, and later, as a side effect of the

COVID jabs.

By mid-March 2021, barely four months after the rollout of the COVID injections, 19 European countries plus Thailand<sup>1</sup> had suspended the use of AstraZeneca's injection, either in full or in part, following reports of deadly blood clots.<sup>2 3</sup>

Contrary to the Moderna and Pfizer shots, the AstraZeneca jab uses a viral vector — a genetically modified and supposedly noninfectious chimpanzee cold virus — to deliver double-stranded DNA for the SARS-CoV-2 spike protein into your cells.<sup>4</sup>

Earlier that month, The Defender had reported<sup>5</sup> U.K. data showing the AstraZeneca jab was responsible for 77% more adverse events and 25% more deaths than the Pfizer shot. Around that same time, doctors at Oslo University Hospital also announced that the blood clotting disorders experienced by some recipients of the AstraZeneca shot were in fact caused by the injection.<sup>6</sup> A March 18, 2021, article in Science Norway read, in part:<sup>7</sup>

“‘Our theory that this is a powerful immune response most likely triggered by the vaccine, has been confirmed,’ says professor and chief physician Pål Andre Holme ... ‘In collaboration with experts in the field from the University Hospital of North Norway HF, we have found specific antibodies against blood platelets that can cause these reactions ... the chief physician explains ...

When asked to clarify why he says ‘most likely’ in the quote, Holme confidently responds that the reason for these rare cases of blood clots has been found.

‘We have the reason. Nothing but the vaccine can explain why these individuals had this immune response,’ he states. [Norwegian national newspaper] VG also asks how Holme can know that the immune response is not caused by something other than the vaccine.

‘There is nothing in the patient history of these individuals that can give such a powerful immune response. I am confident that the antibodies that we have found are the cause, and I see no other explanation than it being the vaccine which triggers it,’ he responds.”

## Study Details Mechanism of Action

In early December 2021, a team of international scientists published a paper<sup>8</sup> detailing the mechanism behind the AstraZeneca jab's propensity to trigger blood clots. As reported by the Daily Mail at the time:<sup>9</sup>

“A team of international experts, involving researchers from AstraZeneca, say that in a very small number of cases — about one in 100,000 in the UK — the vaccine can set off a chain reaction which leads to the body confusing its own blood platelets for fragments of virus ...

They found that the shell of the vector vaccine — the weakened cold virus used to teach cells how to neutralize COVID — sometimes acts like a magnet and attracts platelets, a protein found in the blood.

For reasons the scientists are still probing, the body then mistakes these platelets as a threat and produces antibodies to fight them. The combination of the platelets and the

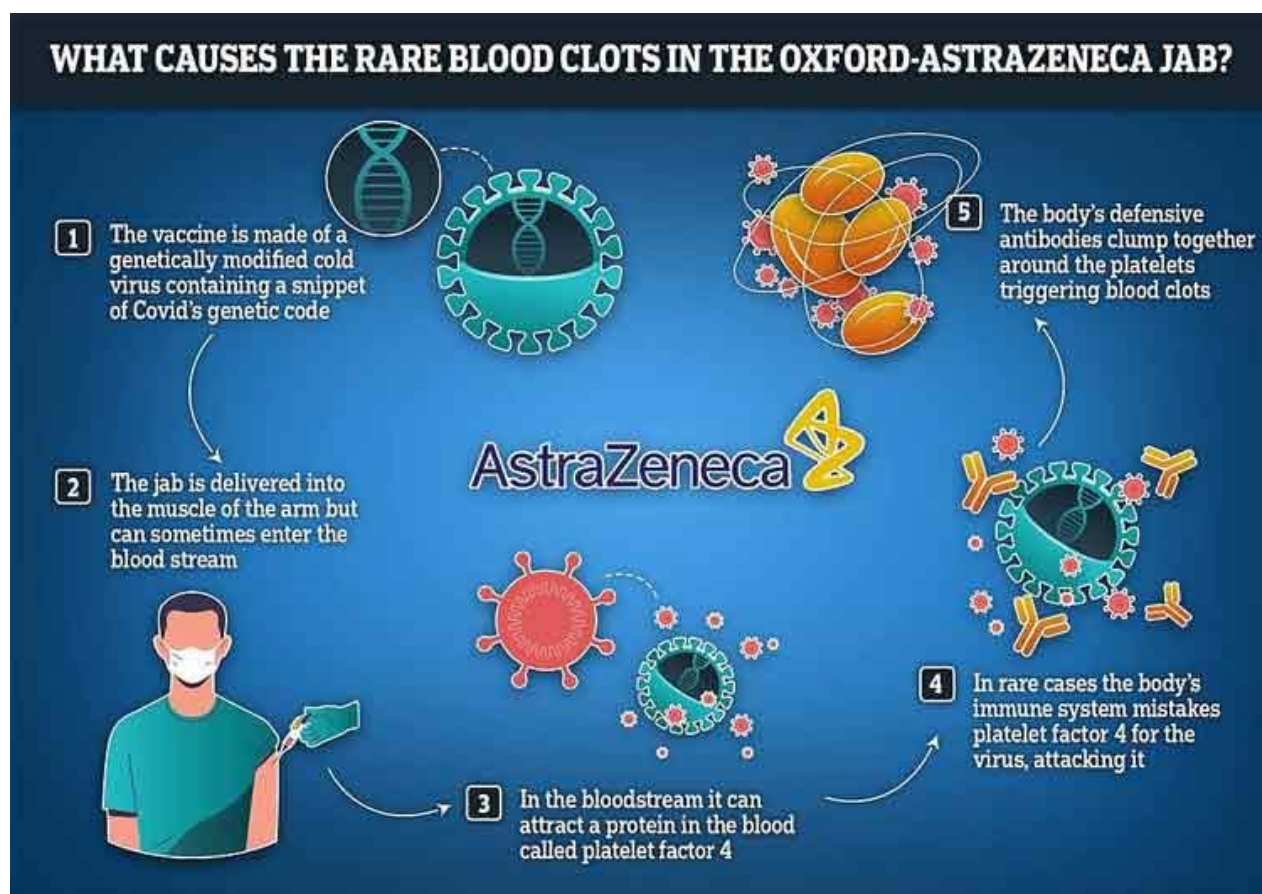
antibodies clumping together leads to the formation of dangerous blood clots ...

Essentially, after being delivered into the body adenovirus binds with a specific protein in the blood, known as platelet factor 4 (PF4), which is normally used by the body to promote coagulation in case of injury.

Using incredibly detailed images of the adenovirus in the vaccine the scientists demonstrated the adenovirus in the Oxford-AstraZeneca is negatively charged, and could attract positively charged proteins like a magnet.

The researchers believe that in a case of 'mistaken identity' the body's immune system considers this platelet cluster as threat and releases antibodies to attack it, clumping together to it and triggering potentially life threatening blood clots. This condition is called vaccine-induced immune thrombotic thrombocytopenia (VITT)."

The following graphic was published in the Daily Mail to illustrate the potentially deadly chain reaction.



### How Long Does Risk Remain?

As for how long the risk of blood clotting remains is unknown. In mid-September 2022, the American Heart Association reported that the risk of abnormal blood clotting remains elevated nearly a year after natural infection:<sup>10</sup>

"People who got COVID-19 had a higher risk of dangerous blood clots for close to a year later, according to a large new study<sup>11</sup> on the aftereffects of a SARS-CoV-2 infection ...

COVID-19 was linked to a sharply increased risk of blood clot-related issues — including

heart attack and stroke — immediately after diagnosis compared to people who never had COVID-19 [and] ... that risk remained higher for some problems up to 49 weeks later ...

Researchers found that the first week after a COVID-19 diagnosis, the risk of an arterial blood clot — the kind that could cause a heart attack or ischemic stroke by blocking blood flow to the heart or brain — was nearly 22 times higher than in someone without COVID-19. That risk dropped sharply, to less than four times higher, in the second week.

‘Between 27 and 49 weeks, there is an approximately 30% increased risk for arterial clots,’ [senior author, professor of medical statistics and epidemiology at the University of Bristol, Jonathan] Sterne said. ‘But the elevation is greater for longer’ for clots in veins, which include deep vein thrombosis and pulmonary embolism, when a clot travels to the lungs.

In the first week after a COVID-19 diagnosis, the risk of such venous problems was 33 times higher. By the third and fourth weeks after diagnosis, the risk was still about eight times higher. And between 27 and 49 weeks later, the risk was still 1.8 times higher than in somebody who had never had COVID-19.”

If the risk of blood clotting remains high for nearly a year after natural infection, it seems reasonable to suspect the risk is dramatically elevated far longer in those who got one or more COVID shots, as their bodies are now producing the toxic spike protein internally, and there’s no known off-switch.

We still do not know how long the human body continues to produce spike protein after a COVID jab. And, while AstraZeneca was singled out as the main culprit of blood clots, Pfizer’s and Moderna’s mRNA jabs are no safer in this regard.

## Pfizer’s COVID Jab Linked to Blood Clotting Disorder

As early as June 2021, Israeli research suggested there was a link between the Pfizer shot and thrombotic thrombocytopenic purpura (TTP), which is very similar to vaccine-induced immune thrombotic thrombocytopenia or VITT. A list of distinguishing features between the syndromes can be found on UpToDate.com.<sup>12</sup> As reported by The Defender:<sup>13</sup>

“Scientists with the Institute of Hematology at Shamir Medical Center said they began researching the possible link after reports of a sudden increase in TTP across Israel — four cases detected in one month compared to two or three cases per year. TTP is an autoimmune disorder that causes blood clots to form in small blood vessels throughout the body ...

The medical team said they found a ‘chronological connection’ between vaccination and the onset of TTP symptoms. They stressed this occurred in both new patients and in patients with pre-existing TTP whose disease had been in remission but flared up soon after getting the vaccine ...

As The Defender reported in April, U.S. regulatory officials were alerted as far back as December 2020 that the Pfizer and Moderna vaccines — like AstraZeneca and J&J COVID vaccine — could pose similar risks of blood clots.”

Even before the rollout of the shots, experts warned that blood clots and cardiovascular

problems were predictable. Among them were Dr. Patrick Whelan, a pediatric specialist, who in a letter<sup>14</sup> to the U.S. Food and Drug Administration warned that the shots could “cause microvascular injury and blood clots throughout the body including the brain, heart, liver and kidneys, in ways that were not assessed in the safety trials.”

He pointed out that studies looking at the natural infection had found that “viral proteins appear to cause tissue damage without actively replicating virus,” and if that was true, he suspected the spike protein produced in response to the jabs might also cause the same kind of damage. Today, ample evidence points to Whelan’s suspicions being correct.

## Jabs May Raise Risk of COVID Death Over Time

Studies are now also coming out with evidence that the shots may be causing antibody dependent enhancement (ADE), and that they kill heart and brain cells. Starting with the ADE evidence, a Swedish study,<sup>15</sup> using data from the entire Swedish population over the age of 12, a total of 9,153,456 people, found that two doses were 43% protective against Omicron infection at week 4. By week 14, protection had dropped to zero.

Effectiveness against COVID-related hospitalization remained around 80% until week 25, but dropped to 40% by week 40. While these data are highlighted in the abstract, a more intriguing finding remains buried in the text that few take the time to read. As reported by investigative journalist Alex Berenson:<sup>16</sup>

“Based on one statistical analysis [cubic spline method] vaccinated people had a HIGHER risk of death or hospitalization from COVID roughly a year after receiving their second dose. The charts — b and d below — show that vaccine protection against death and hospitalization begins to decline slowly after about five months and then plunges about nine months ...

This data provides real-world evidence of possible vaccine-caused ‘antibody dependent enhancement.’ In ADE, vaccines cause our immune systems to produce antibodies that help a virus or other pathogen to attack us ...

(The top chart shows the relative risk of infection, hospitalization, intensive care, and death by week after two vaccine doses. The red line marks zero effectiveness; when the blue line falls below it, it is suggesting vaccinated people are at higher risk of infection.)”



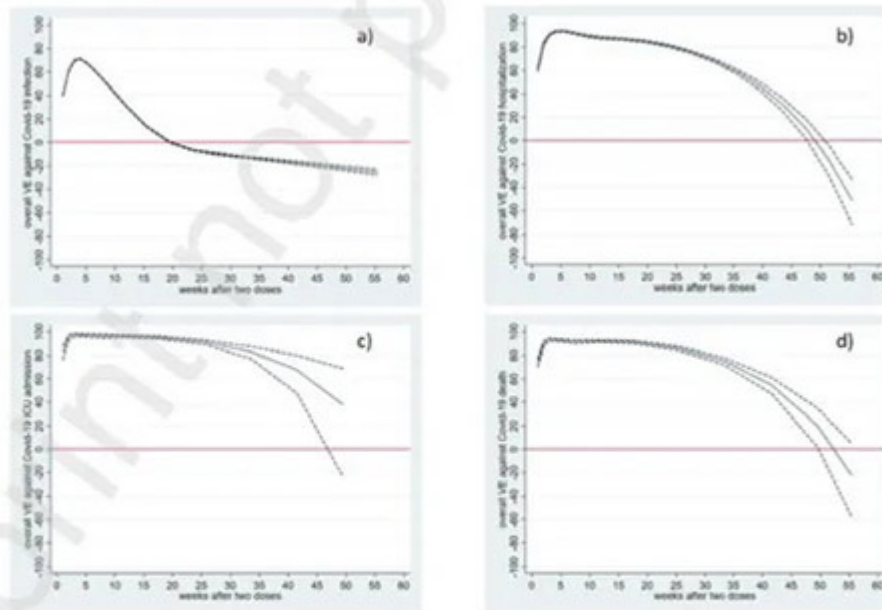


Figure 2. Restrict cubic spline of overall vaccine effectiveness against COVID-19 infection (a) and severe outcomes [hospitalization (b), ICU admission (c), death (d)] after two doses.

When they used another statistical method called standard polynomial regression, the shots remained moderately effective against hospitalization and death over time, falling to 45% protection against death around nine months, after which the effectiveness mysteriously started trending upward again.

According to Berenson, the lead author of the paper did not endorse either method as superior to the other. When asked for comment, Dr. Yiyi Xu told Berenson they “need more data to know which finding might be correct,” and that, at present, “the estimation is quite uncertain for both analyses.”

## COVID Shots Kill Brain and Heart Cells

Another recent paper<sup>17</sup> links the COVID shots to lethal myocarditis (heart inflammation) and encephalitis (brain inflammation). As reported by Steve Kirsch:<sup>18</sup>

“The paper is entitled: ‘A Case Report: Multifocal Necrotizing Encephalitis and Myocarditis after BNT162b2 mRNA Vaccination against COVID-19.’ It was published yesterday, Oct 1, and ... already has over 100,000 views of the abstract and over 6,000 views of the full text.”

The report details the case of a 76-year-old man with Parkinson’s disease (PD) who died three weeks after receiving his third COVID shot. His first injection was the AstraZeneca jab, received in May 2021, which was followed by two doses of Pfizer in July and December 2021 respectively.

Autopsy confirmed his Parkinson’s diagnosis, but it also revealed several unexpected conditions contributing to his death, including:

- Aspiration pneumonia
- Systemic arteriosclerosis
- Acute vasculitis (vascular inflammation) in both the brain and the heart
- Multifocal necrotizing encephalitis (meaning tissue death all over the brain)
- Chronic cardiomyopathy (heart disease), and
- Mild acute lympho-histiocytic myocarditis (a rare form of myocarditis that occurs when lymphocytes, white blood cells, enter and inflame the heart muscle)

Testing for SARS-CoV-2 antigens (spike and nucleocapsid proteins) revealed the inflammation was in response to spike protein only, particularly in the endothelial cells of small blood vessels. As noted by the authors:<sup>19</sup>

“Since no nucleocapsid protein could be detected, the presence of spike protein must be ascribed to vaccination rather than to viral infection. The findings corroborate previous reports of encephalitis and myocarditis caused by gene-based COVID-19 vaccines.”

## Irrefutable Evidence the COVID Shots Can Kill



Kirsch goes on to cite other evidence showing the COVID shots can kill, including a report<sup>20</sup> titled “On COVID Vaccines: Why They Cannot Work, and Irrefutable Evidence of Their Causative Role in the Deaths After Vaccination,” written by Drs. Sucharit Bhakdi and Arne Burkhardt.

Bhakdi and Burkhardt claim to have developed a way to test for spike protein in human tissue, and say they’ve found spike protein in the tissues of people who have been injured and/or killed by the jabs.

Of the 15 bodies their team examined for this report — all of whom had died seven days to six months post-jab — 14 (93%) were found to have been killed by the COVID shot.<sup>21</sup> The video above reviews their findings. All 14 had clear evidence of the body attacking itself, including the heart, with fatal consequences.

## Resources for Those Injured by the COVID Jabs

If you got one or more jabs and suffered an injury, first and foremost, never ever take another COVID booster, another mRNA gene therapy shot or regular vaccine. You need to end the assault on your system. The same goes for anyone who has taken one or more COVID jabs and has had the good fortune of not experiencing debilitating side effects.

Your health may still be impacted long-term, so don't take any more shots. When it comes to treatment, there are still more questions than answers, but many of the treatments that worked against severe COVID-19 infection also seem to ameliorate adverse effects from the jab. This makes sense, as the toxic, most damaging part of the virus is the spike protein, and that's what your whole body is producing if you got the jab.

Two doctors who have started tackling the treatment of COVID jab injuries in earnest include Dr. Michelle Perro ([DrMichellePerro.com](https://DrMichellePerro.com)), whom [I've interviewed on this topic](#), and Dr. Pierre Kory ([DrPierreKory.com](https://DrPierreKory.com)).

Both agree that eliminating the spike protein your body is now continuously producing is a primary task. Perro's preferred remedy for this is hydroxychloroquine, while Kory typically uses ivermectin. Both of these drugs bind and thereby facilitate the removal of spike protein.

As a founding member of the Front Line COVID-19 Critical Care Alliance (FLCCC), Kory helped develop the FLCCC's post-vaccine treatment protocol called [I-RECOVER](#). Since the protocol is continuously updated as more data become available, your best bet is to download the latest version straight from the FLCCC website at [covid19criticalcare.com](https://covid19criticalcare.com) (hyperlink to the correct page provided above).

## Other Helpful Treatments and Remedies

In previous articles, I've also covered a number of treatments and remedies that can be helpful for COVID jab injuries, such as:

- Hyperbaric oxygen therapy, especially in cases involving stroke, heart attack, autoimmune diseases and/or neurodegenerative disorders. To learn more, see ["Hyperbaric Therapy — A Vastly Underused Treatment Modality."](#)
- Time-restricted eating — Kory believes there may be ways to boost the immune system to allow it to degrade and eventually remove the spike from your cells naturally, over time. One of the strategies he recommends for this is [TRE \(time restricted eating\)](#), which stimulates [autophagy](#), a natural cleaning process that eliminates damaged, misfolded and toxic proteins. Another strategy that can do the same thing would be sauna therapy.

Most people eat more than 12 hours a day, which is a recipe for metabolic disaster. The ideal window for most everyone is 16 to 18 hours of continuous fasting with the least meal at least three hours before bed. If you are overweight, shoot for 18 hours of fasting each day; if you're of normal weight, 16 hours.

- Lower your omega-6 intake — Linoleic acid is consumed in amounts 10 times above the ideal in well over 95% of the population, and contributes to massive oxidative stress that impairs your immune response. Seed oils and processed foods need to be diligently avoided. You can review this [previous post](#) for more



information.

- Pharmaceutical grade methylene blue, which improves mitochondrial respiration and aid in mitochondrial repair. At 15 to 80 milligrams a day for those suffering from long-haul COVID could go a long way toward resolving some of the fatigue many suffer post-jab. Methylene blue is actually the parent molecule for hydroxychloroquine and has been used to treat malaria since 1890.

It may also be helpful in acute strokes. The primary contraindication is if you have a G6PD deficiency (a hereditary genetic condition), in which case you should not use methylene blue at all. To learn more, see "[The Surprising Health Benefits of Methylene Blue.](#)"

- Near-infrared light, as it triggers production of melatonin in your mitochondria<sup>23</sup> where you need it most. By mopping up reactive oxygen species, it too helps improve mitochondrial function and repair. Natural sunlight is 54.3% infrared radiation,<sup>24</sup> so this treatment is available for free. For more information, see "[What You Need to Know About Melatonin.](#)"

\*

Note to readers: Please click the share buttons above or below. Follow us on Instagram and Twitter and subscribe to our Telegram Channel. Feel free to repost and share widely Global Research articles.

#### Notes

[1 The Sun March 15, 2021, Updated March 16, 2021](#)

[2 The Defender March 16, 2021 Countries Suspend AstraZeneca Vaccine](#)

[3 The Defender March 11, 2021](#)

[4 New York Times February 3, 2021 \(Archived\)](#)

[5 The Defender March 2, 2021](#)

[6 Science Norway March 18, 2021](#)

[7 Science Norway March 18, 2021](#)

[8 Science Advances December 1, 2021; 7\(49\)](#)

[9 Daily Mail December 2, 2021](#)

[10 American Heart Association September 19, 2022](#)

[11 Circulation 2022; 146: 892-906](#)

[12 UpToDate VITT vs ITP vs TTP](#)

[13 The Defender June 23, 2021](#)

[14 Regulations.gov Comment from Patrick Whelan December 9, 2020](#)

[15 Lancet Preprint September 20, 2022](#)

[16 Alex Berenson Substack October 3, 2022](#)

[17 Vaccines 2022; 10\(10\): 1651](#)

[18 Steve Kirsch Substack October 2, 2022](#)

[19 Vaccines 2022; 10\(10\): 1651](#)

[20 On COVID Vaccines: Why They Cannot Work, and Irrefutable Evidence of Their Causative Role in the Deaths After Vaccination](#)

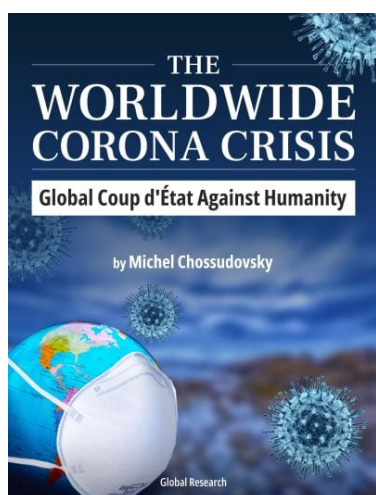
[21 Steve Kirsch Substack December 28, 2021](#)

[22 Covid19criticalcare.com](#)

[23 Physiology February 5, 2020 DOI: 10.1152/physiol.00034.2019](#)

[24 Journal of Photochemistry and Photobiology February 2016; 155: 78-85](#)

*Featured image is from Mercola*



## The Worldwide Corona Crisis, Global Coup d'Etat Against Humanity

by Michel Chossudovsky

Michel Chossudovsky reviews in detail how this insidious project “destroys people’s lives”. He provides a comprehensive analysis of everything you need to know about the “pandemic” — from the medical dimensions to the economic and social repercussions, political underpinnings, and mental and psychological impacts.

*“My objective as an author is to inform people worldwide and refute the official narrative which has been used as a justification to destabilize the economic and social fabric of entire countries, followed by the imposition of the “deadly” COVID-19 “vaccine”. This crisis affects humanity in its entirety: almost 8 billion people. We stand in solidarity with our fellow human beings and our children worldwide. Truth is a powerful instrument.”*

ISBN: 978-0-9879389-3-0, Year: 2022, PDF Ebook, Pages: 164, 15 Chapters

Price: \$11.50

[Purchase directly from the Global Research Online Store](#)

You may also purchase directly at [DonorBox "Worldwide Corona Crisis" Campaign Page!](#) (NOTE: User-friendly)

The original source of this article is [Dr. Mercola's Censored Library](#)  
Copyright © [Dr. Joseph Mercola](#), [Dr. Mercola's Censored Library](#), 2022

---

[Comment on Global Research Articles on our Facebook page](#)

[Become a Member of Global Research](#)

Articles by: [Dr. Joseph Mercola](#)

**Disclaimer:** The contents of this article are of sole responsibility of the author(s). The Centre for Research on Globalization will not be responsible for any inaccurate or incorrect statement in this article. The Centre of Research on Globalization grants permission to cross-post Global Research articles on community internet sites as long the source and copyright are acknowledged together with a hyperlink to the original Global Research article. For publication of Global Research articles in print or other forms including commercial internet sites, contact: [publications@globalresearch.ca](mailto:publications@globalresearch.ca)  
[www.globalresearch.ca](http://www.globalresearch.ca) contains copyrighted material the use of which has not always been specifically authorized by the copyright owner. We are making such material available to our readers under the provisions of "fair use" in an effort to advance a better understanding of political, economic and social issues. The material on this site is distributed without profit to those who have expressed a prior interest in receiving it for research and educational purposes. If you wish to use copyrighted material for purposes other than "fair use" you must request permission from the copyright owner.  
For media inquiries: [publications@globalresearch.ca](mailto:publications@globalresearch.ca)