

# Mass Murder: 3,486 Deaths in the U.S. Following COVID Injections in 4 Months: More Vaccine Deaths Recorded Than in the Past 15 Years Combined

By [Brian Shilhavy](#)

Global Research, April 26, 2021

[Health Impact News](#) 23 April 2021

Region: [USA](#)

Theme: [Science and Medicine](#)

All Global Research articles **can be read in 51 languages by activating the “Translate Website”** drop down menu on the top banner of our home page (Desktop version).

\*\*\*




The CDC [announced](#) this week that deaths reported to the Vaccine Adverse Event Reporting System (VAERS), a [U.S. Government funded database](#) that tracks injuries and deaths caused by vaccines, following experimental COVID injections, [have now reached](#) 3,486 deaths since December of 2020, when the Pfizer and Moderna mRNA COVID shots were given emergency use authorization (EUA) by the FDA.

To get a perspective on the magnitude of deaths following COVID shots that are being reported to the CDC, there were only 3,445 deaths reported to the CDC following all vaccines from 1/1/2005 through 11/30/2020, the 15-year period prior to the FDA issuing emergency use authorizations for experimental COVID injections in December of 2020.

From the 4/16/2021 release of VAERS data:

**Found 3,445 cases where Patient Died and Vaccination Date from '2005-01-01' to '2020-11-30'**

Table

 Age	 Count	 Percent
< 3 Years	1,702	49.4%
3-6 Years	52	1.51%
6-9 Years	23	0.67%
9-12 Years	36	1.04%
12-17 Years	101	2.93%
17-44 Years	192	5.57%
44-65 Years	225	6.53%
65-75 Years	206	5.98%
75+ Years	445	12.92%
Unknown	463	13.44%
<b>TOTAL</b>	<b>3,445</b>	<b>100%</b>

[Source.](#)




3,186 of the reported 3,486 deaths following COVID injections were included in today's data

dump into VAERS, which also included 86,080 injuries with 1,217 permanent disabilities, 12,374 emergency room/doctor visits, 6,282 hospitalized, and 1,906 life threatening injuries.

From the 4/16/2021 release of VAERS data:

## Found 86,080 cases where Vaccine is COVID19







Table

 Event Outcome	 Count	 Percent
Death	3,186	3.7%
Permanent Disability	1,217	1.41%
Office Visit	13,482	15.66%
Emergency Room	32	0.04%
Emergency Doctor/Room	12,342	14.34%
Hospitalized	6,271	7.29%
Hospitalized, Prolonged	11	0.01%
Recovered	33,764	39.22%
Birth Defect	71	0.08%
Life Threatening	1,906	2.21%
Not Serious	31,909	37.07%
<b>TOTAL</b>	<b>† 104,191</b>	<b>† 121.04%</b>

† Because some cases have multiple vaccinations and symptoms, a single case can account for multiple entries in this table. This is the reason why the Total Count is greater than 86080 (the number of cases found), and the Total Percentage is greater than 100.

[Source.](#)

Side by side comparison of 15 years of recorded vaccine injuries and deaths vs. 4 months of recorded COVID vaccine injuries and deaths. (Note: the [CDC is reporting 3,486 deaths](#) after COVID vaccines while only 3,186 are entered into VAERS so far.)

15 Year Period 2005-2020			4 Month Period 2020-2021		
511,752 Vaccine Injuries with 3,445 Deaths			86,080 COVID Vaccine Injuries with 3,486 Deaths		
 Event Outcome	 Count	 Percent	 Event Outcome	 Count	 Percent
Death	3,445	0.67%	Death	3,186	3.7%
Permanent Disability	10,564	2.06%	Permanent Disability	1,217	1.41%
Office Visit	36,141	7.06%	Office Visit	13,482	15.66%
Emergency Room	112,164	21.92%	Emergency Room	32	0.04%
Emergency Doctor/Room	12,923	2.53%	Emergency Doctor/Room	12,342	14.34%
Hospitalized	46,626	9.11%	Hospitalized	6,271	7.29%
Hospitalized, Prolonged	1,571	0.31%	Hospitalized, Prolonged	11	0.01%
Recovered	216,932	42.39%	Recovered	33,764	39.22%
Birth Defect	86	0.02%	Birth Defect	71	0.08%
Life Threatening	8,358	1.63%	Life Threatening	1,906	2.21%
Not Serious	184,016	35.96%	Not Serious	31,909	37.07%

Source: CDC VAERS

The breakdown of deaths per EUA injection is as follows.

- Pfizer/Biontech - 1,476 deaths ([Source.](#))
- Moderna - 1,540 deaths ([Source.](#))
- Janssen - 155 deaths ([Source.](#))

According to the [CDC's COVID Vaccine Tracker](#), the latest statistics on how many doses of

each COVID shot have been injected into the population is as follows.

- Pfizer/Biontech – 116,754,631 doses
- Moderna – 97,353,734 doses
- Janssen – 8,040,727 doses

The J&J Janssen shot has the highest percentage of recorded deaths, with Moderna second.

The Janssen shot is currently paused by the FDA due to reports of “rare” blood clots. According to the CDC, these reports only exist with 8 people, all women.




However, the specific cases of blood clots is very narrowly defined by the FDA and CDC, looking only for “cerebral venous sinus thrombosis combined with thrombocytopenia.” (Blood clots in the brain combined with low blood platelets.)

But many other kinds of blood clots following injections have also been reported, many of them fatal, besides just “cerebral venous sinus thrombosis.”

If we search for deaths due to any kind of “thrombosis,” the numbers go up. Here are the search results for “death” and all cases of “thrombosis” (blood clots.)

Table




## Pfizer Shot Resulting in Death and Thrombosis

 Age	Count	  Percent
44-65 Years	1	3.7%
65-75 Years	9	33.33%
75+ Years	16	59.26%
Unknown	1	3.7%
<b>TOTAL</b>	<b>27</b>	<b>100%</b>

[Source.](#)




Table

## Moderna Shot resulting in Death and Thrombosis

 Age	Count	  Percent
44-65 Years	5	26.32%
65-75 Years	9	47.37%
75+ Years	5	26.32%
<b>TOTAL</b>	<b>19</b>	<b>100%</b>

[Source.](#)

## Janssen Shot Resulting in Death and Thrombosis

 Age		 
	Count	Percent
17-44 Years	1	7.69%
44-65 Years	7	53.85%
65-75 Years	2	15.38%
75+ Years	3	23.08%
<b>TOTAL</b>	<b>13</b>	<b>100%</b>

[Source.](#)

Clearly deaths associated with blood clots are being reported with all three EUA shots, but the percentage of shots administered along with deaths and blood clots is considerably higher with the J&J shot.

One other thing to note is the age range these deaths and blood clots are happening with each shot.

With the 27 deaths with blood clots among the Pfizer patients, only 1 occurred below the age of 65.

With the 19 deaths with blood clots among the Moderna patients, 5 occurred below the age of 65.

With the 13 deaths with blood clots among the J&J patients, 8 (62%) of them were among those aged below 65, including one between the ages of 17 and 44.

So the J&J shot is affecting young people, who have little to no risk of dying from COVID-19, far more than the other two shots.

And yet news reports today are stating that the CDC and FDA are getting ready to resume the J&J shots. ([Source.](#))

### COVID Shots: Mass Murder and Biological Weapons

The decision of whether or not to continue allowing emergency use authorization for the J&J shot, or either of the other two shots, is largely made by just a select few doctors and scientists, all employed by the U.S. Government and with strong ties to the pharmaceutical industry.

Other doctors and scientists who are not employed by a government or a pharmaceutical company that produces and sells vaccines, strongly disagree with the government health bureaucrats, and we have featured many of them here at *Health Impact News*.

One of the doctors who actually did get an interview in the corporate media is Dr. Hooman Noorchashm, a Harvard trained physician and scientist who was interviewed by Tucker Carlson on Fox News recently.

He stated that he does not know why the FDA and CDC focused on just this specific cluster of blood clots in the J&J experimental COVID shot, because the issue of dangerous blood

clots concerns all three EUA COVID shots right now. He was glad the FDA took at least the one shot off the market (although it looks like it is coming back soon.)

The interview is still on YouTube for now. (Let us know if it disappears.)

Not only is there disagreement over whether or not these experimental injections are safe or effective, many are now claiming that these shots are purposely designed to infect and kill people as part of a global plan to reduce the world's population.

The fact that very well-known scientists and doctors are saying this, such as Dr. Michael Yeadon, the former Vice President and Chief Scientist for Allergy and Respiratory at Pfizer, should be headline news, even if their views are not widely accepted by others.

But instead, they are attacked and censored from the corporate media which is mainly funded by Big Pharma and does not do investigative journalism at all when it comes to vaccines, but simply act as marketing agencies for Big Pharma.

J. Bart Classen, MD, an immunologist, just had a paper published in the journal *Microbiology & Infectious Diseases*, titled:

#### [COVID-19 RNA Based Vaccines and the Risk of Prion Disease](#)

Excerpt:

There is an old saying in medicine that “the cure may be worse than the disease.” The phrase can be applied to vaccines. In the current paper the concern is raised that the RNA based COVID vaccines have the potential to cause more disease than the epidemic of COVID-19.

This paper focuses on a novel potential adverse event mechanism causing prion disease which could be even more common and debilitating than the viral infection the vaccine is designed to prevent. While this paper focuses on one potential adverse event there are multiple other potential fatal adverse events as discussed below.

Over the last two decades there has been a concern among certain scientists that prions could be used as bioweapons. More recently there has been a concern that ubiquitous intracellular molecules could be activated to cause prion disease including Alzheimer's disease, ALS and other neurodegenerative diseases.

This concern originates due to potential for misuse of research data on the mechanisms by which certain RNA binding proteins like TDP-43, FUS and others can be activated to form disease causing prions.

The fact that this research, which could be used for bioweapons development, is funded by private organizations including the Bill and Melinda Gates Foundation, and Ellison Medical Foundation [2] without national/international oversight is also a concern. ([Full study.](#))

Reducing the world's population can no longer be considered a conspiracy “theory,” as the Globalists themselves, such as Bill Gates, have publicly stated that we need to reduce the world's population, usually in the name of climate change and “saving the earth.”

As mentioned at the beginning of this article, there are now more recorded deaths following the experimental COVID shots during the first four months in the market, then deaths recorded following all vaccines for the past 15 years!

And yet, the CDC's official position is still:

A review of available clinical information including death certificates, autopsy, and medical records revealed no evidence that vaccination contributed to patient deaths. (Emphasis theirs. [Source.](#))

For someone who objectively observes the data, which now includes statements submitted to the corporate media by the CDC explaining that thousands of [people who are fully vaccinated are still coming down with COVID infections and dying](#), it obviously takes a LOT more faith to believe that these injections are for our benefit, than it does to believe these shots only benefit Big Pharma and can cause serious harm and injury, and should be avoided completely.

When more people among the public begin to realize that there are evil motives behind these experimental injections, will the politicians and drug company directors be held accountable for mass murder, as the German doctors were at the Nuremburg trials?

Most of those doctors were executed after being convicted at the trials, and if the same moral and legal principles still apply today, then shouldn't the same thing happen?

For that to happen, however, Americans need to regain control of the judicial system, a topic of a future article that I hope to publish soon.

\*

Note to readers: please click the share buttons above or below. Forward this article to your email lists. Crosspost on your blog site, internet forums. etc.

*Featured image is from Health Impact News*

The original source of this article is [Health Impact News](#)  
Copyright © [Brian Shilhavy](#), [Health Impact News](#), 2021

---

**[Comment on Global Research Articles on our Facebook page](#)**

**[Become a Member of Global Research](#)**

Articles by: [Brian Shilhavy](#)

**Disclaimer:** The contents of this article are of sole responsibility of the author(s). The Centre for Research on Globalization will not be responsible for any inaccurate or incorrect statement in this article. The Centre of Research on Globalization grants permission to cross-post Global Research articles on community internet sites as long the source and copyright are acknowledged together with a hyperlink to the original Global Research article. For publication of Global Research articles in

print or other forms including commercial internet sites, contact: [publications@globalresearch.ca](mailto:publications@globalresearch.ca)

[www.globalresearch.ca](http://www.globalresearch.ca) contains copyrighted material the use of which has not always been specifically authorized by the copyright owner. We are making such material available to our readers under the provisions of "fair use" in an effort to advance a better understanding of political, economic and social issues. The material on this site is distributed without profit to those who have expressed a prior interest in receiving it for research and educational purposes. If you wish to use copyrighted material for purposes other than "fair use" you must request permission from the copyright owner.

For media inquiries: [publications@globalresearch.ca](mailto:publications@globalresearch.ca)