

Impacts of Fed's Monetary Policy: U.S. National Debt Surges \$1 Trillion In Just 12 Months

By [Zero Hedge](#)

Global Research, September 18, 2014

[Zero Hedge](#)

Region: [USA](#)

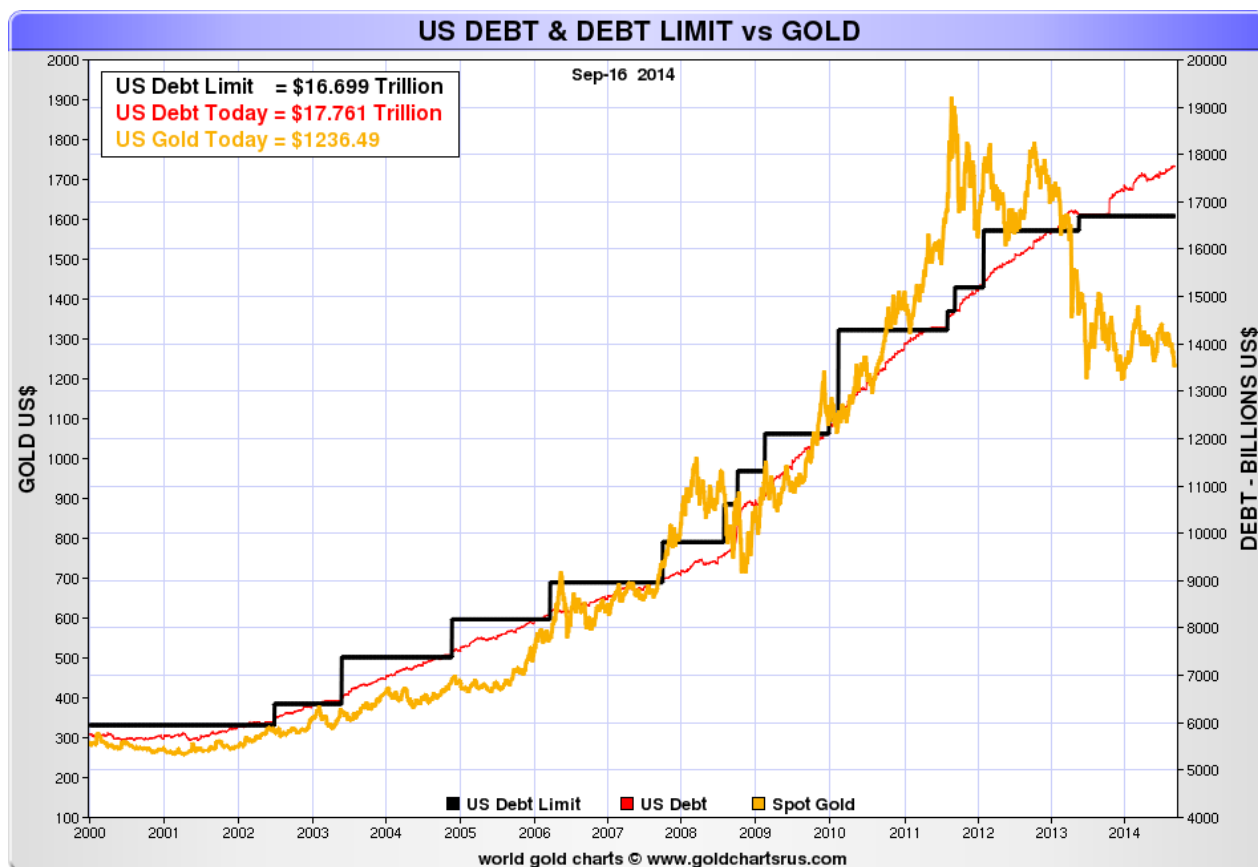
Theme: [Global Economy](#)

by Ronan Manly

The U.S. financial position continues to deteriorate badly and in the last 12 months has increased by over \$1 trillion dollars.

Nick Laird of Sharelynx has just reproduced his fascinating and timely chart showing the US debt limit, the actual US debt and the gold price all in one chart.

From 2000 until around the first quarter of 2013, there was a very strong and close correlation between the growth of the US national debt and the rise in the US dollar gold price.



After Q1 2013 this correlation broke down according to the chart, wherein the US national debt continued to skyrocket and the US dollar gold price fell significantly. The end of Q1

2013 coincides with the smash down of the gold price in April 2013, which actually created a huge increase in demand for physical gold all across the world.

Looking at the huge divergence in the graph after mid 2013 between the continued growth in the US national debt and the drop and subsequent tight trading range for gold between \$1200 and \$1400, one can only conclude that gold is somehow being prevented from its previous job of accurately reflecting an explosive US national debt picture.

U.S. NATIONAL DEBT CLOCK

The Outstanding Public Debt as of 17 Sep 2014 at 09:53:06 AM GMT is:

\$17,764,283,324,567.73

The estimated population of the United States is **319,031,951**
so each citizen's share of this debt is **\$55,681.83**.

The National Debt has continued to increase an average of
\$2.37 billion per day since September 30, 2012!

Sour

ce: Brillig.com

An update on the future trend of US monetary policy is in the offing today as the US Federal Reserve's latest two day Federal Open Market Committee (FOMC) meeting concludes in Washington DC.

As usual, global financial markets will scrutinise the Committee's press conference statement for any shift in Fed thinking on when the US central bank will begin to raise short term interest rates.

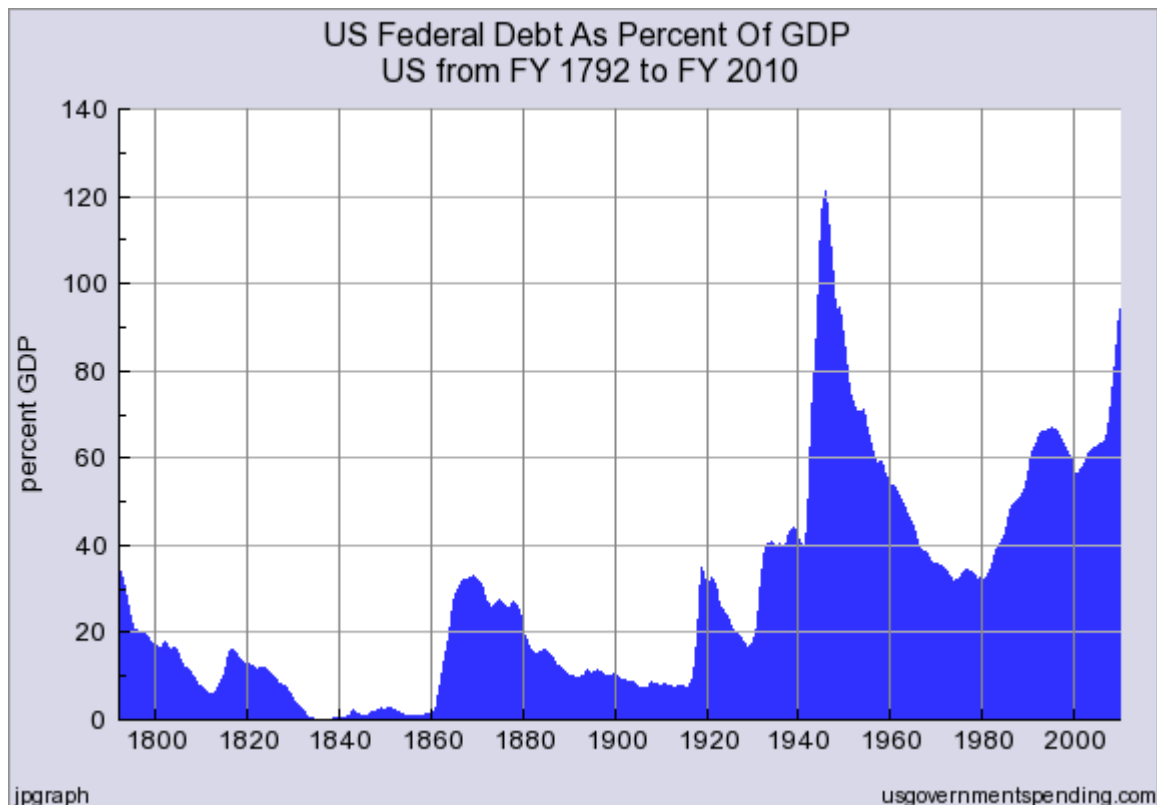
With the Fed's QE3 asset purchase scheme coming to an end, markets are speculating on whether the Fed will, at this time, alter its recent interest rate guidance language that states that its federal funds rate would be maintained as is for a 'considerable time'. Any tweaking of this phraseology will create more price volatility in the US dollar and so would also create volatility in bond, stock and commodity markets, including precious metals markets.

Markets are expecting some comment on the existing guidance but are also concerned that changing the guidance at this time may complicate the parallel track of winding down the QE program.

The voting members of the FOMC comprise the Fed's five board of governors, the president of the NY Fed, and presidents of four other Fed Reserve banks who are selected on a rotating basis from the panel of the eleven other regional Fed banks. Although there are technically seven seats on the Fed board of governors, only five board seats are currently occupied.

This means that there are currently ten voting members on the FOMC - Yellen, Brainard, Fischer, Powell and Tarullo from the board of governors, Bill Dudley from the New York Fed, and Plosser (Philadelphia), Mester (Cleveland), Fisher (Dallas) and Kocherlakota (Minneapolis) representing the regional Fed banks.

As regards interest rate aggressiveness, Plosser, Mester and Fisher are considered the more hawkish by Wall Street watchers.



The 'considerable time' guidance that is currently subjecting the financial markets to pained deliberations was communicated to the financial markets in an FOMC press release on July 30, when the FOMC, in a 9-1 majority decision voted to release a statement that where they thought it:

"likely will be appropriate to maintain the current target range for the federal funds rate for a considerable time after the asset purchase program ends, especially if projected inflation continues to run below the Committee's 2 percent longer-run goal, and provided that longer-term inflation expectations remain well anchored."

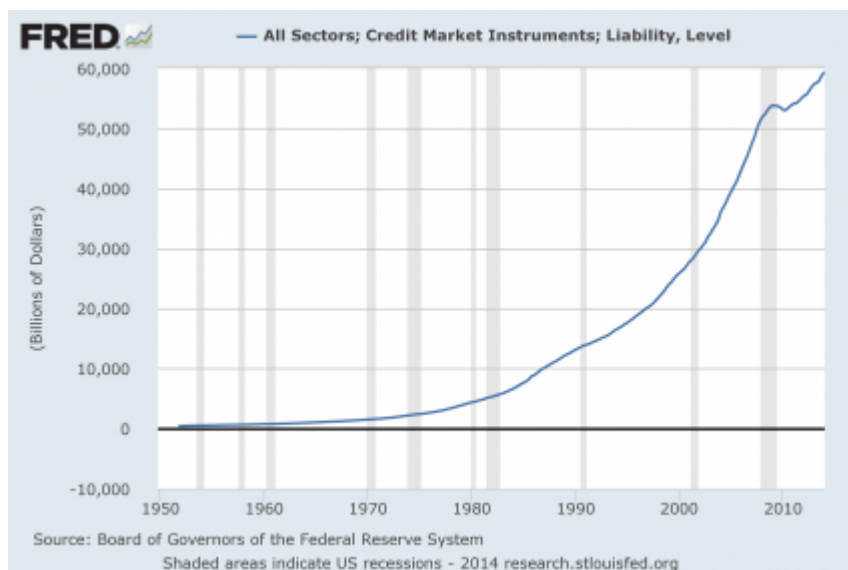
The one dissenting vote in July came from Plosser of the Philadelphia Fed who thought that the 'considerable time' language was "time dependent and does not reflect the considerable economic progress that has been made toward the Committee's goals."

Yesterday Jon Hilsenrath, the Wall Street Journal's chief economics correspondent, weighed in on the 'considerable time' speculations. Hilsenrath is perceived as being very close to the Federal Reserve powerbrokers in terms of access and information flow, so his opinion is taken seriously.

Hilsenrath said yesterday that he thinks that the FOMC will probably 'qualify' their 'considerable time' phrase in some shape or form, but that since the Fed wants to communicate additional information on the timeframe of the QE bond buying operations, that the Committee may think it's too complicated for the financial markets to process all of this information at one time.

Given that the global financial markets are some of the most sophisticated processors of

information in the world, Hilsenrath's official view looks a little naïve. Since Hilsenrath is not naïve and appears to regularly know what the FOMC is thinking, this suggests that the Fed is most likely stalling for time in raising interest rates since it believes that the US economy is really weaker than it wants to admit.



The US national debt continues to spiral out of control, seemingly without any plan to ever reign it in.

Compared to this time last year, the national debt has grown by over \$1 trillion. At the end of September 2013, the cumulative debt stood at \$16.74 trillion. Now it is over \$17.76 trillion.

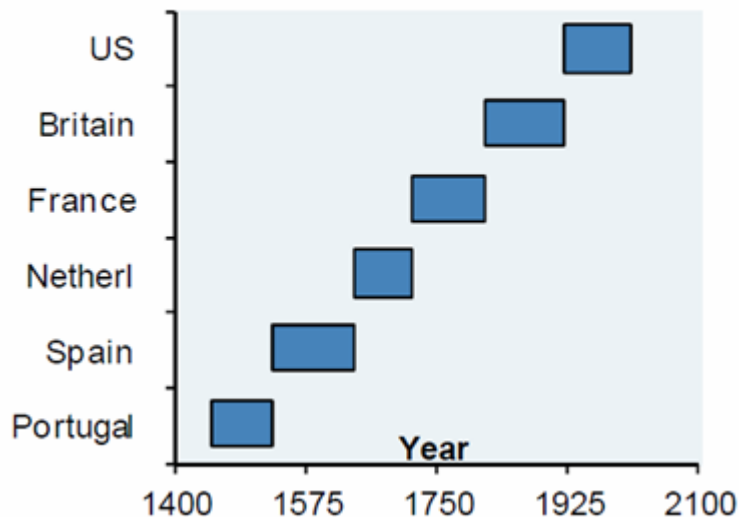
Astoundingly, more than \$7 trillion of additional US national debt will have been accumulated over the 8 year duration of Obama's two presidencies, which is more than the accumulated US national debt of all previous US presidencies combined.

This is not to mention the more than \$200 trillion of US government unfunded liabilities such as pensions.

When the total US government debt of over \$17.76 trillion is added to all U.S. business and personal debt, it approaches an astronomical \$60 trillion. This is more than 25 times the total outstanding debt that existed when the U.S. severed the link to the gold standard in August 1971.

Since that time the Federal Reserve has encouraged and facilitated this huge growth of outstanding debt and in various crises, when it would have been more prudent to deflate asset bubbles, the Fed has continually supported these bubbles while encouraging new ones.

(c37) Reserve currency status does not last forever



The primary focus on the wording from the FOMC smells of an element of rearranging the chairs on the Titanic.

Fiscal lunacy is alive and well in Washington with ramifications for the dollar and for investors and savers globally.

by [Ronan Manly](#) , Edited by [Mark O'Byrne](#)

The original source of this article is [Zero Hedge](#)
Copyright © [Zero Hedge](#), [Zero Hedge](#), 2014

[Comment on Global Research Articles on our Facebook page](#)

[Become a Member of Global Research](#)

Articles by: [Zero Hedge](#)

Disclaimer: The contents of this article are of sole responsibility of the author(s). The Centre for Research on Globalization will not be responsible for any inaccurate or incorrect statement in this article. The Centre of Research on Globalization grants permission to cross-post Global Research articles on community internet sites as long the source and copyright are acknowledged together with a hyperlink to the original Global Research article. For publication of Global Research articles in print or other forms including commercial internet sites, contact: publications@globalresearch.ca

www.globalresearch.ca contains copyrighted material the use of which has not always been specifically authorized by the copyright owner. We are making such material available to our readers under the provisions of "fair use" in an effort to advance a better understanding of political, economic and social issues. The material on this site is distributed without profit to those who have expressed a prior interest in receiving it for research and educational purposes. If you wish to use copyrighted material for purposes other than "fair use" you must request permission from the copyright owner.

For media inquiries: publications@globalresearch.ca