

U.S. Gun Violence during the Covid Crisis: Teenage Deaths and Injuries Increased by 64.8%

Evidence Based Research - since 2013

By [Gun Violence Archive](#) and [Global Research](#)

Global Research, April 05, 2023

[Gun Violence Archive](#)

Region: [USA](#)

Theme: [Law and Justice](#)

All Global Research articles can be read in 51 languages by activating the Translate Website button below the author's name.

To receive Global Research's Daily Newsletter (selected articles), [click here](#).

Click the share button above to email/forward this article to your friends and colleagues. Follow us on [Instagram](#) and [Twitter](#) and subscribe to our [Telegram Channel](#). Feel free to repost and share widely Global Research articles.

The following table. from the Gun Violence Archive confirms a significant increase of reported cases of deaths and injuries during the three year period of the Covid Crisis (2020-2022)

Guns Violence Deaths (wilful malicious accidental) as defined in the Table Below have increased from 15,509 in 1919 to 20,200 in 2022, an increase of 30.2%.

Children killed or injured has increased by 43.0% (1919-2022)

Teens aged 12 to 17 killed or injured has increased by 64.8%. (1919-2022)

Did the Fear Campaign, which commenced at the outset of the Covid pandemic in late January 2020 play a role?

The March 2020 Lockdown confined people in their homes, paralyzed economic activity and triggered poverty and despair.

The data below requires careful analysis as to the causes of this dramatic hike in Gun deaths and injuries.

Michel Chossudovsky, April 5, 2023

GVA - Seven Year Review	2016	2017	2018	2019	2020	2021	2022
Deaths - Willful, Malicious, Accidental	15,139	15,742	14,943	15,509	19,558	21,009	20,200
Suicides by Gun	22,938	23,854	24,432	23,941	24,292	26,328	Pending
Injuries - Willful, Malicious, Accidental	30,586	31,358	28,285	30,199	39,542	40,603	38,550
Children [aged 0-11] Killed or Injured	665	734	665	696	1,001	1,065	995
Teens [aged 12-17] Killed or Injured	3,154	3,296	2,883	3,129	4,159	4,645	5,157
Mass Shooting	383	348	336	417	610	690	647
Murder-Suicide	549	608	623	632	570	594	670
Defensive Use [DGU]	1,993	2,118	1,889	1,619	1,513	1,295	1,178
Unintentional Shooting	2,235	2,065	1,696	1,912	2,336	2,027	1,626

Number of Deaths, Injuries, Children, Teens killed/injured [actual numbers]

Mass Shooting, Murder-suicides, Defensive Use, Unintentional Shooting [number of incidents]

Suicide numbers supplied by CDC End of Year Report [actual numbers]

@gundeaths

www.gunviolencearchive.org

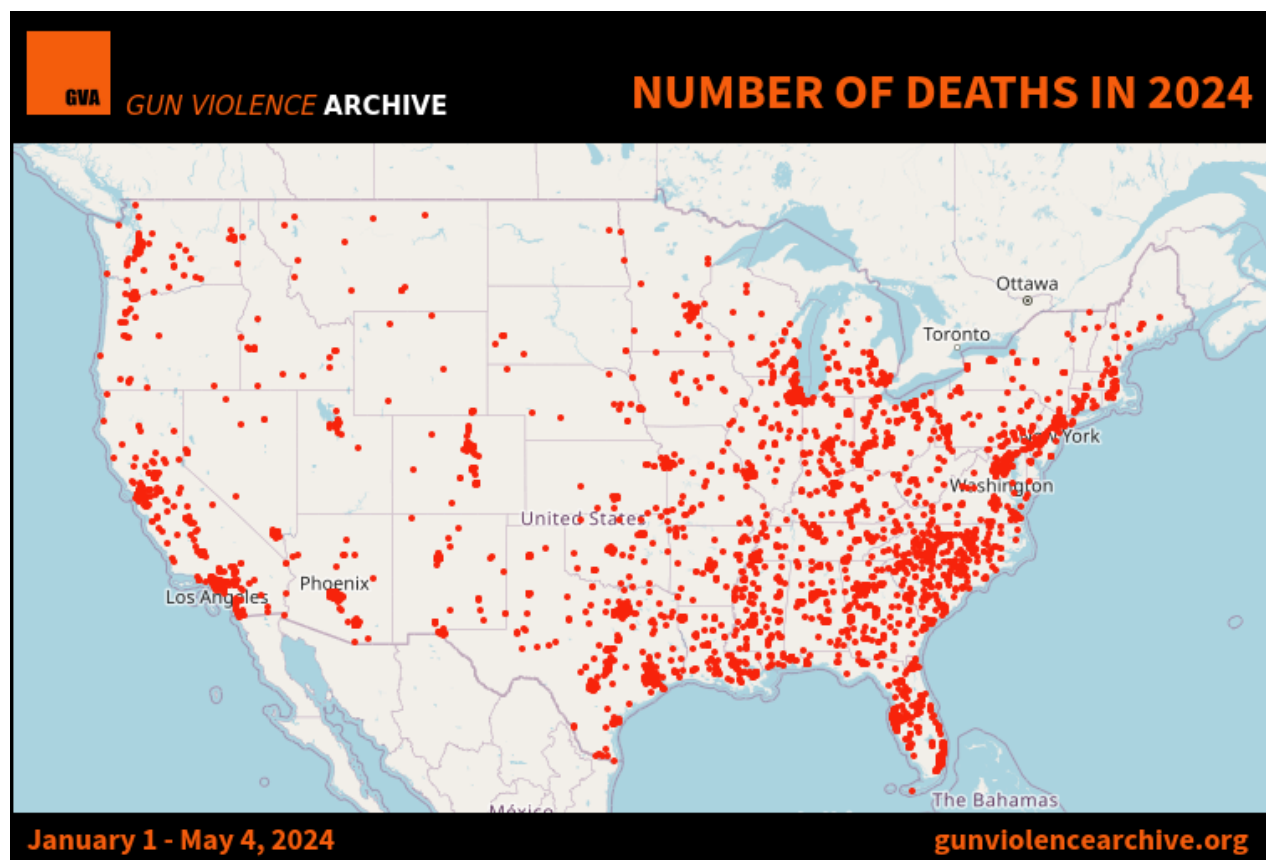
www.facebook.com/gunviolencearchive

©2023 - **GUN VIOLENCE ARCHIVE**

GVA

Gun violence and crime incidents are collected/validated from 7,500 sources daily -

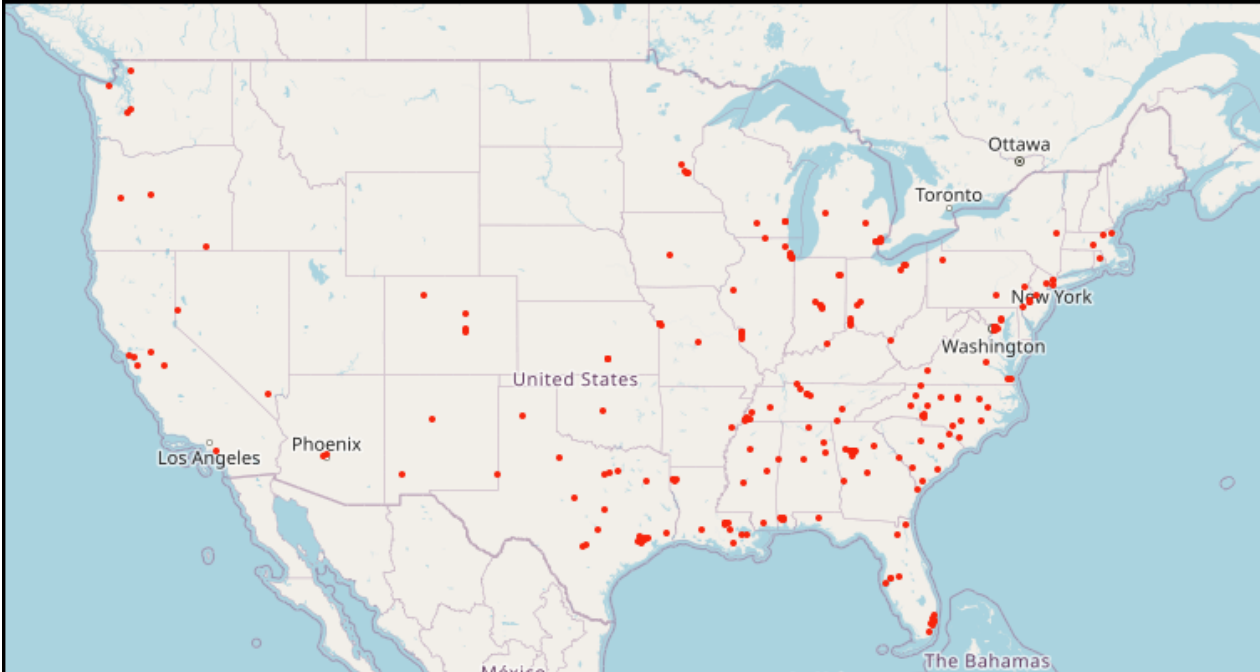
Incident Reports and their source data are found at the gunviolencearchive.org website.





GUN VIOLENCE ARCHIVE

CHILDREN KILLED OR INJURED IN 2024



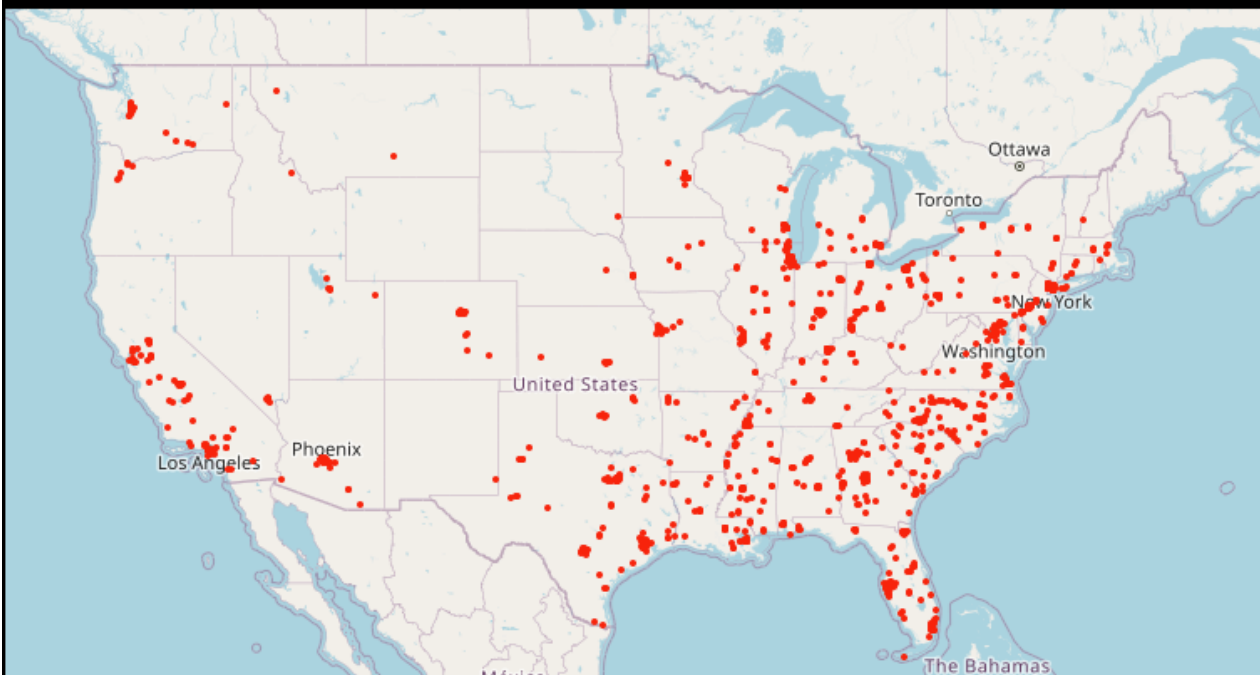
January 1 - May 4, 2024

gunviolencearchive.org



GUN VIOLENCE ARCHIVE

TEENS KILLED OR INJURED IN 2024



January 1 - May 4, 2024

gunviolencearchive.org

Note to readers: Please click the share button above. Follow us on Instagram and Twitter and subscribe to our Telegram Channel. Feel free to repost and share widely Global Research articles.

All numbers are subject to change or incidents recategorized as new evidence is established and verified.

Notes (based on the first table)

1. Number of source verified deaths and injuries
2. Number of INCIDENTS reported and verified
3. Calculation based on CDC Suicide Data
4. Actual total of all non-suicide deaths plus daily calculated suicide deaths

Featured image: The foundation of the United States is embedded in gun violence. (Photo: Joe Loong)

The original source of this article is [Gun Violence Archive](#)

Copyright © [Gun Violence Archive](#) and [Global Research](#), [Gun Violence Archive](#), 2023

[Comment on Global Research Articles on our Facebook page](#)

[Become a Member of Global Research](#)

Articles by: [Gun Violence Archive](#) and [Global Research](#)

Disclaimer: The contents of this article are of sole responsibility of the author(s). The Centre for Research on Globalization will not be responsible for any inaccurate or incorrect statement in this article. The Centre of Research on Globalization grants permission to cross-post Global Research articles on community internet sites as long the source and copyright are acknowledged together with a hyperlink to the original Global Research article. For publication of Global Research articles in print or other forms including commercial internet sites, contact: publications@globalresearch.ca
www.globalresearch.ca contains copyrighted material the use of which has not always been specifically authorized by the copyright owner. We are making such material available to our readers under the provisions of "fair use" in an effort to advance a better understanding of political, economic and social issues. The material on this site is distributed without profit to those who have expressed a prior interest in receiving it for research and educational purposes. If you wish to use copyrighted material for purposes other than "fair use" you must request permission from the copyright owner.

For media inquiries: publications@globalresearch.ca