

# “DNA Contamination” in Pfizer and Moderna COVID-19 mRNA Vaccine Vials

— Game Changer in the mRNA Vaccine Fraud that Could Explain Some Adverse Events Including Long Term Spike Production & Turbo Cancer

By [Dr. William Makis](#)

Theme: [Science and Medicine](#)

Global Research, June 01, 2023

[COVID Intel](#)

All Global Research articles can be read in 51 languages by activating the Translate Website button below the author’s name.

To receive Global Research’s Daily Newsletter (selected articles), [click here](#).

Click the share button above to email/forward this article to your friends and colleagues. Follow us on [Instagram](#) and [Twitter](#) and subscribe to our [Telegram Channel](#). Feel free to repost and share widely Global Research articles.

\*\*\*

*“DNA, or deoxyribonucleic acid, is the hereditary material in humans and almost all other organisms. Nearly every cell in a person’s body has the same DNA. Most DNA is located in the cell nucleus (where it is called nuclear DNA), but a small amount of DNA can also be found in the mitochondria (where it is called [mitochondrial DNA](#) or mtDNA). [Mitochondria](#) are structures within cells that convert the energy from food into a form that cells can use.”* ([MedlinePlus Genetics](#))

\*\*\*

*Brownstone Institute published a story about a recent shocking discovery that is a game changer in the COVID-19 mRNA vaccine fraud. ([click here](#))*

US microbiologist & genomic expert Kevin McKernan with 25 years experience in genomics accidentally found that Pfizer and Moderna COVID-19 bivalent vaccine vials had DNA contamination.

What Kevin McKernan found in Pfizer & Moderna vials:

- mRNA of SARS-CoV2 spike protein (expected)
- mRNA fragments
- other pieces of RNA
- two forms of DNA: linear and circular (plasmid)

“The plasmid DNA is the ‘complete recipe’ used to program bacterial cells to mass produce the mRNA. This DNA should not be there. Further investigation by McKernan showed the plasmid DNA contained in the vaccines was indeed viable and [capable of transformation](#) in

bacterial cells.”

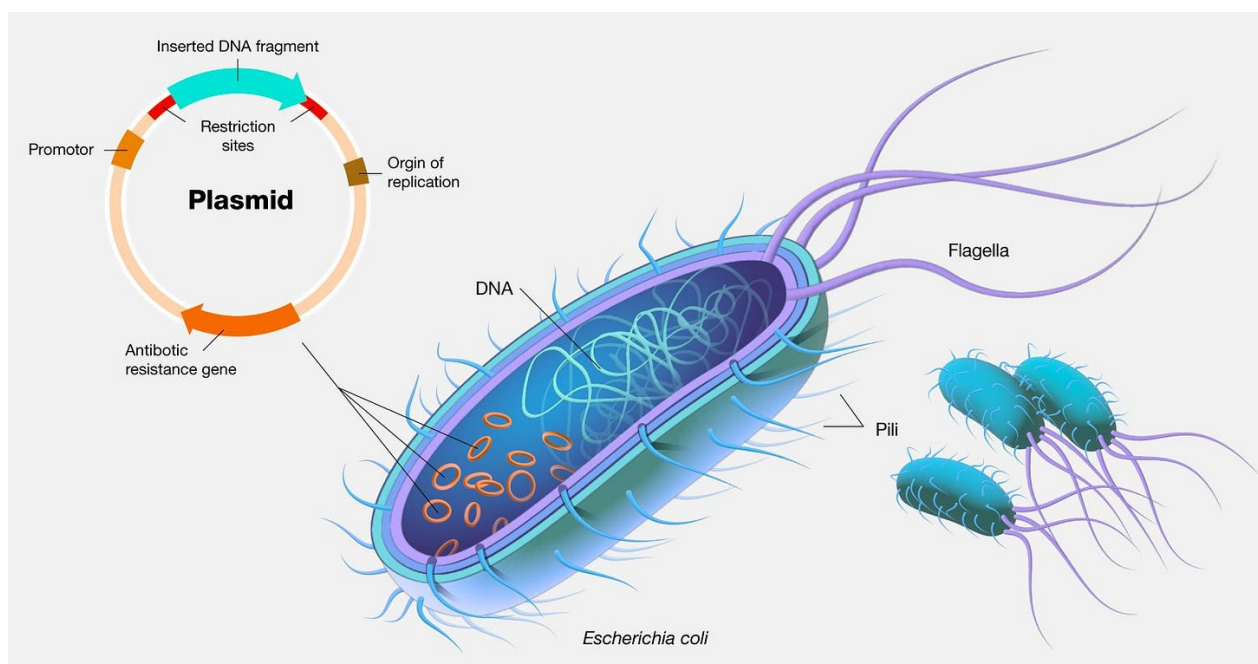
McKernan’s analysis demonstrated DNA contamination of up to 35 percent in the bivalent injection samples. This is up to 1,000 times higher than deemed to be ‘acceptable’ by the regulating authorities (FDA, European Medicines Agency)

McKernan also analyzed the monovalent (earlier) injections. The Pfizer monovalent injections were also found to be contaminated with DNA, though not as much. The levels of DNA in the Pfizer monovalent injections were 18-70 times higher than the EMA limit.

**Kevin McKernan published his findings in 3 substack articles:**

1. Deep sequencing of the Moderna and Pfizer bivalent vaccines identifies contamination of expression vectors designed for plasmid amplification in bacteria ([click here](#))
2. Pfizer and Moderna bivalent vaccines contain 20-35% expression vector and are transformation competent in E.coli ([click here](#))
3. DNA contamination in 8 vials of Pfizer monovalent mRNA vaccines ([click here](#))

Why is DNA contamination present in mRNA vials? ([click here](#))



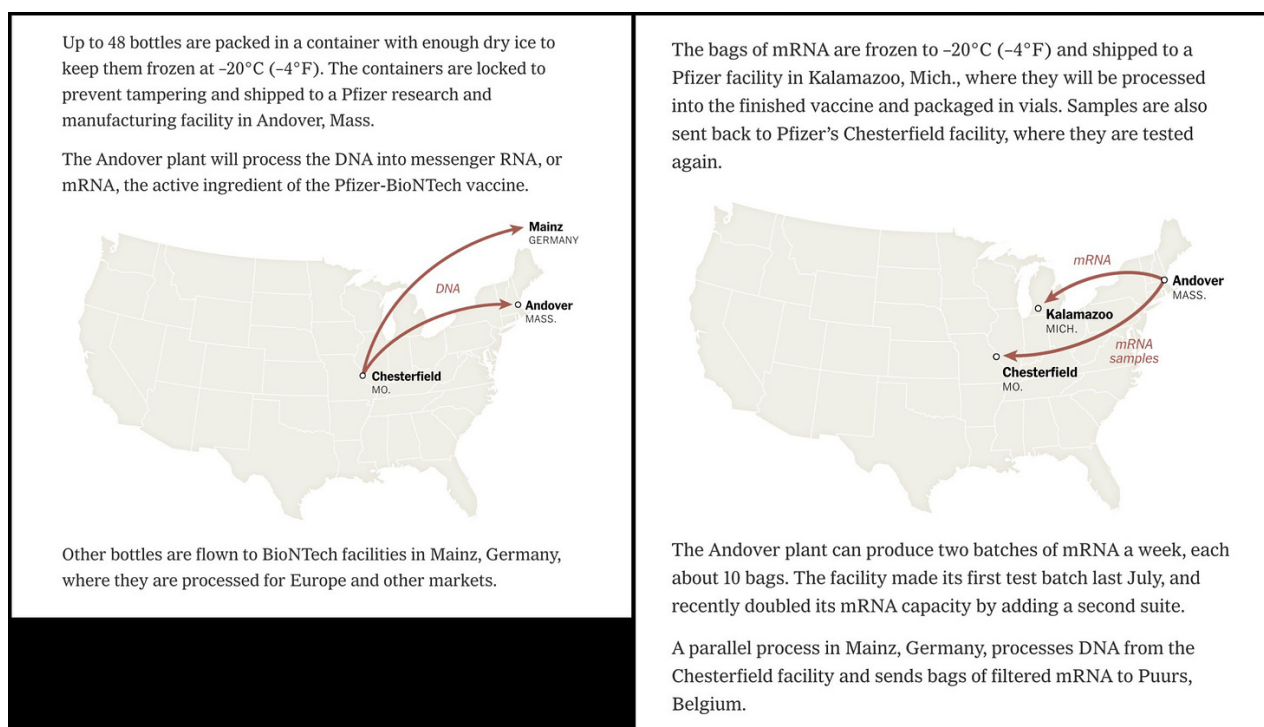
This is how mRNA in the Pfizer & Moderna COVID-19 vaccines is manufactured:

1. DNA copy of viral spike protein is inserted into a bacterial plasmid – a ring shaped, double stranded DNA molecule that can be replicated & passed on.
2. This plasmid with spike gene is introduced into E.Coli bacteria which divide rapidly, each daughter cell having its own plasmids with spike DNA.
3. The plasmid DNA also has a special marker, an antibiotic resistance gene, so when you expose the daughter E.Coli cells to that antibiotic, only those E.Coli cells that have the plasmid and the special marker survive.
4. After growing sufficient E.Coli cells, the cells are broken up and plasmid is purified from the other bacterial components.
5. The plasmid rings are opened and made linear with an enzyme which cuts right after the spike sequence.

6. Another enzyme is then used to create mRNA from the plasmid spike DNA, and incorporates a synthetic nucleoside (N-methyl-pseudouridine instead of uridine) to make the mRNA more resistant to degradation and to make it less stimulatory to the innate immune system.
7. The two ends of the mRNA molecule are attached to other components that enhance the mRNA's biological activity and stability in vivo.

However, this mRNA product is not pure, as all of the plasmid DNA is still present. To get rid of the plasmid DNA, an enzyme called DNase is added to break up the DNA into small fragments which are then removed by filtration, and the mRNA is then packaged into lipid nanoparticles or LNPs.

If properly done, there should be NO DNA contamination of the final product in the Pfizer or Moderna vaccine vials.



DNA contamination also confirmed by other groups



**Kevin McKernan** ✓  
@Kevin\_McKernan



This is true.

Willems groups shared their monovalent sequencing data with us and we were able to assemble the reads and reproduce the monovalent vector sequence and the SV40 duplication.

Different Monovalent lot than what we sequenced.



**Willem Engel** @danc alegria · 19h

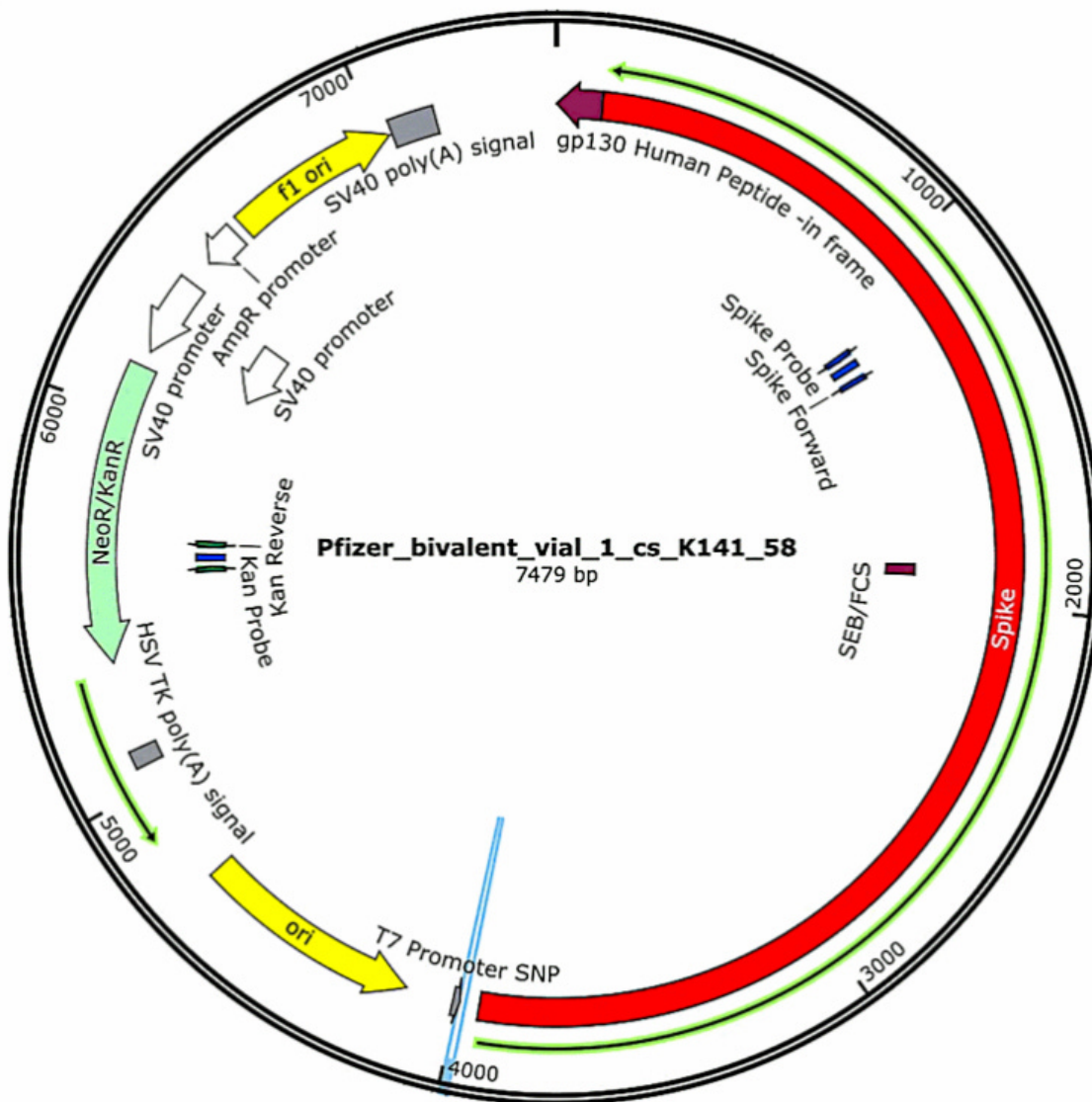
Replying to @nawttrolling @LetsGoBrando45 and @elonmusk

It is not misinformation, My labteam is one of the groups that have found plasmid DNA through de novo deep sequencing. See @Kevin\_McKernan his blogs about the discovery. We already knew about in some cases nearly 50% genetic impurities hence the lowered standard at EMA. shitloads

2:19 PM · May 30, 2023 · 15.6K Views

91 Retweets 5 Quotes 204 Likes 23 Bookmarks

Implications of DNA contamination of Pfizer & Moderna mRNA vaccines



**Figure 1:** Map of the plasmid DNA contained in one of the bivalent Pfizer vaccine vials. Functional features are inferred from the experimentally determined DNA sequence. The gene encoding the spike protein (red), whose transcription is driven by the T7

1. Each Pfizer or Moderna COVID-19 mRNA vaccine dose may contain trillions of DNA molecules ([click here](#))
2. DNA contaminants are inflammatory and could cause inflammation anywhere in the body
3. DNA contaminants could incorporate into our DNA and cause spike protein to be expressed indefinitely ([click here](#))
  - A. Further [analysis by Dr. McKernan and his team has also confirmed](#) that the plasmids are intact and capable of self-replicating, and that the relevant promoters are present that allow them to express mRNA for spike protein in human cells and not just in bacteria.
  - B. these DNA plasmids are likely to survive for long periods, be taken up by cells inside the body and induce the cells to produce spike protein for an indefinite period of time
  - C. This could explain some of the long term effects we are seeing in people now who have stopped taking booster shots and why they are still getting myocarditis, cardiac arrests, blood clots, strokes and more injuries 1-2 years after their last COVID-19 vaccine dose.



4. Plasmid DNA integration can also cause cancer (by inserting into or next to proto-oncogenes or tumor suppressor genes and altering their expression, and the plasmid also contains an SV40 Simian Virus 40 promoter which has been implicated in cancer development)
5. Plasmid DNA integration into germline cells (oocytes, spermatozoa), can interfere with early intrauterine development and cause miscarriages or malformations.
6. Plasmid DNA integration can give rise to transgenic children who will be producing the spike protein indefinitely.

## My Take...

Thanks to the incredible work of [Kevin McKernan](#) (one of 15 key Twitter accounts I followed since the early days of the pandemic in 2020), the world now has evidence of DNA contamination of Pfizer & Moderna mRNA vaccine vials that should not be present. Up to 35% contamination.

This discovery provides new possible mechanisms of COVID-19 mRNA vaccine injury: from long-term spike production that is now easily explainable via plasmid DNA contaminant integration into human DNA, to miscarriages and even turbo cancer.

But these findings also raise more questions.

How many vaccinated people have been impacted clinically by DNA contamination of Pfizer & Moderna vaccine vials?

Are turbo cancers actually arising because of this plasmid DNA contamination and if so, what is the mechanism?

Are some people producing spike protein indefinitely because of plasmid DNA contamination? And if so, how many? How can they be helped?

\*

Note to readers: Please click the share button above. Follow us on Instagram and Twitter and subscribe to our Telegram Channel. Feel free to repost and share widely Global Research articles.

*Dr. William Makis is a Canadian physician with expertise in Radiology, Oncology and Immunology. Governor General's Medal, University of Toronto Scholar. Author of 100+ peer-reviewed medical publications.*

---



## The Worldwide Corona Crisis, Global Coup d'Etat Against Humanity

by Michel Chossudovsky

Michel Chossudovsky reviews in detail how this insidious project “destroys people’s lives”. He provides a comprehensive analysis of everything you need to know about the “pandemic” — from the medical dimensions to the economic and social repercussions, political underpinnings, and mental and psychological impacts.

*“My objective as an author is to inform people worldwide and refute the official narrative which has been used as a justification to destabilize the economic and social fabric of entire countries, followed by the imposition of the “deadly” COVID-19 “vaccine”. This crisis affects humanity in its entirety: almost 8 billion people. We stand in solidarity with our fellow human beings and our children worldwide. Truth is a powerful instrument.”*

ISBN: 978-0-9879389-3-0, Year: 2022, PDF Ebook, Pages: 164, 15 Chapters

We encourage you to support the eBook project by making a donation through Global Research’s [DonorBox “Worldwide Corona Crisis” Campaign Page](#).

The original source of this article is [COVID Intel](#)  
Copyright © [Dr. William Makis](#), [COVID Intel](#), 2023

---

**[Comment on Global Research Articles on our Facebook page](#)**

**[Become a Member of Global Research](#)**

Articles by: [Dr. William Makis](#)

**Disclaimer:** The contents of this article are of sole responsibility of the author(s). The Centre for Research on Globalization will not be responsible for any inaccurate or incorrect statement in this article. The Centre of Research on Globalization grants permission to cross-post Global Research articles on community internet sites as long the source and copyright are acknowledged together with a hyperlink to the original Global Research article. For publication of Global Research articles in print or other forms including commercial internet sites, contact: [publications@globalresearch.ca](mailto:publications@globalresearch.ca)

[www.globalresearch.ca](http://www.globalresearch.ca) contains copyrighted material the use of which has not always been specifically authorized by the copyright owner. We are making such material available to our readers under the provisions of “fair use” in an effort to advance

a better understanding of political, economic and social issues. The material on this site is distributed without profit to those who have expressed a prior interest in receiving it for research and educational purposes. If you wish to use copyrighted material for purposes other than "fair use" you must request permission from the copyright owner.

For media inquiries: [publications@globalresearch.ca](mailto:publications@globalresearch.ca)