

COVID mRNA Vaccine-induced Fever Unmasks Deadly Brugada Syndrome

Another Mechanism for Vaccine Sudden Death Reported

By [Dr. Peter McCullough](#)

Theme: [Science and Medicine](#)

Global Research, October 27, 2023

[Courageous Discourse](#)

All Global Research articles can be read in 51 languages by activating the Translate Website button below the author's name.

To receive Global Research's Daily Newsletter (selected articles), [click here](#).

Click the share button above to email/forward this article to your friends and colleagues. Follow us on [Instagram](#) and [Twitter](#) and subscribe to our [Telegram Channel](#). Feel free to repost and share widely Global Research articles.

Brugada syndrome is a rare but potentially life-threatening inherited disease that predisposes patients to fatal cardiac arrhythmias. The syndrome is characterized by the ECG findings of a right bundle branch block and ST-segment elevations in the right precordial leads (V1-V3). More than 400 mutations in the cardiac SCN5A gene have been identified in people with Brugada syndrome, which is characterized by risk of cardiac arrest, particularly in the setting of fever.

[Altermanini et al](#) describe a clear-cut case of syncope with cardiac arrest triggered by fever after COVID-19 mRNA vaccination. They were able to catch the post-arrest ECG and demonstrate the classic Brugada changes.



Syncope following Pfizer BioNTech (bnt162b2) vaccination unmasking Brugada syndrome

Mohammad Altermanini^a, Mhd Baraa Habib^a, Dania Alkhiyami^b, Khaled Ali^{c,*},
Mohamed Salah Abdelghani^d, Tahseen Hamamyh^d, Ahmad Elyas^d,
Mawahib Elhassan^d



Fig. 1. ECG upon admission shows sinus rhythm with ST-segment elevation >2mm in V1-V3 followed by a negative T wave.

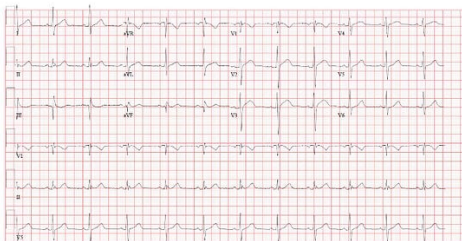


Fig. 2. Repeated ECG during the follow-up visit showing sinus rhythm with ST and inverted T wave on V1.

Table 1

Lab tests in the emergency department.

Test	Value w/Units	Normal Range
WBC	$7.9 \times 10^3/\mu\text{L}$	4.0–10.0
RBC	$5.7 \times 10^6/\mu\text{L}$	4.5–5.5
Hgb	12.3 gm/dL	13.0–17.0
Platelet	$180 \times 10^3/\mu\text{L}$	150–400
Urea	3.6 mmol/L	2.5–7.8
Creatinine	75 $\mu\text{mol/L}$	62–106
Sodium	141 mmol/L	133–146
Potassium	4.1 mmol/L	3.5–5.3
Chloride	110 mmol/L	95–108
Bicarbonate	21 mmol/L	22–29
Magnesium	0.98 mmol/L	0.70–1.00
Bilirubin T	6 $\mu\text{mol/L}$	0–21
Total Protein	59 gm/L	60–80
Albumin Lvl	31 gm/L	35–50
Alk Phos	62 U/L	40–129
ALT	63 U/L	0–41
AST	39 U/L	0–40
Troponin-T HS	257 ng/L	3–15

Considering the acute history, the short interval between the administration of vaccination and the presentation of the patient with cardiac arrest, and the exclusion of other common causes, BNT162b2 vaccine-induced fever which unmasked Brugada syndrome is the most likely precipitant factor in our patient.

A similar case was reported by Okawa et al, suggested that ECG screening is necessary before the initial COVID-19 vaccination to find any asymptomatic unknown Brugada syndrome, to reduce the risk of sudden cardiac arrest in such patients [13]. Our case is

Altermanini M, Habib M, Hamamyh T, et al. SYNCOPE FOLLOWING PFIZER-BIONTECH (BNT162B2) VACCINATION UNMASKING BRUGADA SYNDROME. *J Am Coll Cardiol*. 2022 Mar, 79 (9_Supplement) 3340. [https://doi.org/10.1016/S0735-1097\(22\)04331-5](https://doi.org/10.1016/S0735-1097(22)04331-5)

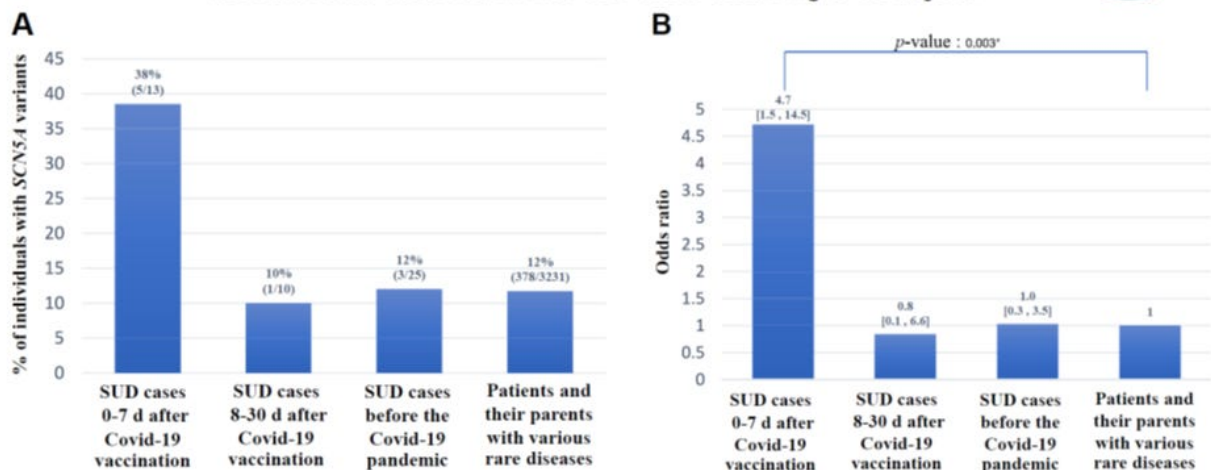
Ittiwut et al described 5 cases of vaccine sudden death that tested positive for mutations in the SCN5A gene. Thus it appears that at least some of the early deaths after vaccination may be related to CN5A mutations in those who may not know they have Brugada syndromes.

Genetic basis of sudden death after COVID-19 vaccination in Thailand ^e

<https://doi.org/10.1016/j.hrthm.2022.07.019>

Chupong Ittiwut, PhD,^{*†} Surakameth Mahasirimongkol, MD,[‡] Smith Srisont, MD,[§]

tion, respectively. Whole exome sequencing analysis revealed that 5 cases harbored *SCN5A* variants that had previously been identified in patients with Brugada syndrome, giving an *SCN5A* variant frequency of 38% (5 of 13). This is a significantly higher rate than that observed in Thai SUD cases occurring 8–30 days af-



www.PeterMcCulloughMD.com

Ittiwut C, Mahasirimongkol S, Srisont S, Ittiwut R, Chockjamsai M, Durongkadech P, Sawaengdee W, Khunphon A, Larpadisorn K, Wattanapokayakit S, Wetchaphanphesat S, Arunotong S, Srimahachota S, Pittayawonganon C, Thammawijaya P, Sutdan D, Doungngern P, Khongphatthanayothin A, Kerr SJ, Shotelersuk V. Genetic basis of sudden death after COVID-19 vaccination in Thailand. *Heart Rhythm*. 2022 Nov;19(11):1874-1879. doi: 10.1016/j.hrthm.2022.07.019. Epub 2022 Aug 5. PMID: 35934244; PMCID: PMC9352648.

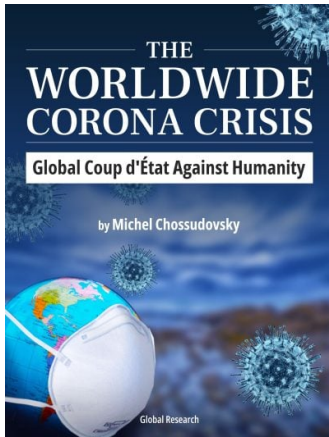
Teaching points:

1. In patients with known Brugada pattern on ECG, COVID-19 and probably all other vaccines are contra-indicated
2. In patients who survive COVID-19 cardiac arrest, they should undergo genetic testing for *SCN5A* and other channelopathies

*

Note to readers: Please click the share button above. Follow us on Instagram and Twitter and subscribe to our Telegram Channel. Feel free to repost and share widely Global Research articles.

Featured image is from [Dr. Rath Health Foundation](#)



The Worldwide Corona Crisis, Global Coup d'Etat Against Humanity

by Michel Chossudovsky

Michel Chossudovsky reviews in detail how this insidious project “destroys people’s lives”. He provides a comprehensive analysis of everything you need to know about the “pandemic” — from the medical dimensions to the economic and social repercussions, political underpinnings, and mental and psychological impacts.

“My objective as an author is to inform people worldwide and refute the official narrative which has been used as a justification to destabilize the economic and social fabric of entire countries, followed by the imposition of the “deadly” COVID-19 “vaccine”. This crisis affects humanity in its entirety: almost 8 billion people. We stand in solidarity with our fellow human beings and our children worldwide. Truth is a powerful instrument.”

Reviews

This is an in-depth resource of great interest if it is the wider perspective you are motivated to understand a little better, the author is very knowledgeable about geopolitics and this comes out in the way Covid is contextualized. —Dr. Mike Yeadon

In this war against humanity in which we find ourselves, in this singular, irregular and massive assault against liberty and the goodness of people, Chossudovsky’s book is a rock upon which to sustain our fight. –Dr. Emanuel Garcia

In fifteen concise science-based chapters, Michel traces the false covid pandemic, explaining how a PCR test, producing up to 97% proven false positives, combined with a relentless 24/7 fear campaign, was able to create a worldwide panic-laden “plandemic”; that this plandemic would never have been possible without the infamous DNA-modifying Polymerase Chain Reaction test – which to this day is being pushed on a majority of innocent people who have no clue. His conclusions are evidenced by renown scientists. —Peter Koenig

Professor Chossudovsky exposes the truth that “there is no causal relationship between the virus and economic variables.” In other words, it was not COVID-19 but, rather, the deliberate implementation of the illogical, scientifically baseless lockdowns that caused the shutdown of the global economy. –David Skripac

A reading of Chossudovsky’s book provides a comprehensive lesson in how there is a global coup d’état under way called “The Great Reset” that if not resisted and defeated by freedom

loving people everywhere will result in a dystopian future not yet imagined. Pass on this free gift from Professor Chossudovsky before it's too late. You will not find so much valuable information and analysis in one place. -Edward Curtin

ISBN: 978-0-9879389-3-0, Year: 2022, PDF Ebook, Pages: 164, 15 Chapters

Price: ~~\$11.50~~ FREE COPY! [Click here \(docsend\) and download.](#)

We encourage you to support the eBook project by making a donation through Global Research's [DonorBox "Worldwide Corona Crisis" Campaign Page](#).

The original source of this article is [Courageous Discourse](#)
Copyright © [Dr. Peter McCullough](#), [Courageous Discourse](#), 2023

[Comment on Global Research Articles on our Facebook page](#)

[Become a Member of Global Research](#)

Articles by: [Dr. Peter McCullough](#)

Disclaimer: The contents of this article are of sole responsibility of the author(s). The Centre for Research on Globalization will not be responsible for any inaccurate or incorrect statement in this article. The Centre of Research on Globalization grants permission to cross-post Global Research articles on community internet sites as long the source and copyright are acknowledged together with a hyperlink to the original Global Research article. For publication of Global Research articles in print or other forms including commercial internet sites, contact: publications@globalresearch.ca
www.globalresearch.ca contains copyrighted material the use of which has not always been specifically authorized by the copyright owner. We are making such material available to our readers under the provisions of "fair use" in an effort to advance a better understanding of political, economic and social issues. The material on this site is distributed without profit to those who have expressed a prior interest in receiving it for research and educational purposes. If you wish to use copyrighted material for purposes other than "fair use" you must request permission from the copyright owner.

For media inquiries: publications@globalresearch.ca