

CDC: 11,940 Dead 618,648 Injuries and 1,175 Unborn Babies Dead Following COVID-19 Shots

By [Brian Shilhavy](#)

Global Research, August 02, 2021

[Health Impact News](#) 1 August 2021

Region: [USA](#)

Theme: [Science and Medicine](#)

All Global Research articles can be read in 51 languages by activating the “Translate Website” drop down menu on the top banner of our home page (Desktop version).

Visit and follow us on Instagram at [@crg_globalresearch](#).

According to the most recent stats released by the CDC this past Friday, their Vaccine Adverse Event Reporting System (VAERS) now has recorded twice as many deaths following the non-FDA approved experimental COVID-19 shots during the past 8 months, than deaths recorded following ALL FDA approved vaccines for the past 30 years.

In spite of these U.S. Government CDC-verified facts regarding the experimental COVID-19 shots, not only are they continuing to administer them, but the big push now is to MANDATE them as a requirement for employment in both government and private sector jobs.

And so far, at least, it seems that the majority of the U.S. public is willing to comply and participate in what can only be labeled mass genocide.




As [we reported last week](#), Israel is now planning to roll out a third injection of the Pfizer shots to those who have already been injected twice and survived, targeting seniors first, and we can certainly expect the same rollout soon here in the U.S. as well.

The July 30th data dump into VAERS, which everyone acknowledges is not the full data of deaths and injuries following COVID-19 shots, reveals 11,940 deaths and 618,648 injuries among 518,770 cases, including 12,808 permanent disabilities, 65,272 emergency room visits, 40,873 hospitalizations, and 11,198 life threatening injuries.

From the 7/23/2021 release of VAERS data:

Found 518,770 cases where Vaccine is COVID19

Table

		
Event Outcome	Count	Percent
Death	11,940	2.3%
Permanent Disability	12,808	2.47%
Office Visit	89,101	17.18%
Emergency Room	56	0.01%
Emergency Doctor/Room	65,216	12.57%
Hospitalized	40,873	7.88%
Hospitalized, Prolonged	118	0.02%
Recovered	179,077	34.52%
Birth Defect	307	0.06%
Life Threatening	11,198	2.16%
Not Serious	207,954	40.09%
TOTAL	† 618,648	† 119.25%
† Because some cases have multiple vaccinations and symptoms, a single case can account for multiple entries in this table. This is the reason why the Total Count is greater than 518770 (the number of cases found), and the Total Percentage is greater than 100.		

[Source.](#)

There are also 1,175 premature deaths of unborn children following COVID-19 injections of pregnant women. ([Source.](#))

This has to be the most censored information in the U.S. right now, even though it is based on the government's own data and own reporting system.

When confronted with these statistics, the CDC's response is that these reports do not prove causation. They would have everyone believe that all of these deaths and injuries following the COVID-19 injections are just "coincidences."




Reports of adverse events to VAERS following vaccination, including deaths, do not necessarily mean that a vaccine caused a health problem. A review of available clinical information, including death certificates, autopsy, and medical records, has not established a causal link to COVID-19 vaccines. ([Source.](#))

However, if you search for deaths following all FDA-approved vaccines for the 30 years prior to the emergency use authorizations of the COVID-19 shots, you will see that there are now about twice as many deaths following the COVID-19 shots compared to deaths following ALL vaccines for the PAST 30 YEARS.

From the 7/23/2021 release of VAERS data:

Found 6,068 cases where Patient Died and Vaccination Date from '1991-01-01' to '2020-11-30'

Table

		
Age	Count	Percent
< 3 Years	3,447	56.81%
3-6 Years	95	1.57%
6-9 Years	45	0.74%
9-12 Years	54	0.89%
12-17 Years	129	2.13%
17-44 Years	319	5.26%
44-65 Years	373	6.15%
65-75 Years	364	6%
75+ Years	683	11.26%
Unknown	559	9.21%
TOTAL	6,068	100%

[Source.](#)

Do the math people. Fact check the CDC's claims.

The COVID-19 injections were first given emergency use authorization in early December, of 2020. So the recorded deaths following these shots as of July 23, 2021 is 11,940, in less than 8 months.

But let's round it off to 8 months, which would equate to an average of 1,492 deaths per month.

From 1/1/1991 through 11/10/2020, there were 6,068 deaths in 359 months, which equates to an average of 17 deaths per month following FDA-approved vaccines.

That's a 8676% increase of recorded deaths following the COVID-19 shots, compared to deaths following all previous FDA-approved vaccines.

What are the statistical odds that these are all "coincidences"?

Pretty much ZERO. The CDC is lying to you. They serve the pharmaceutical companies, not the American people, and the sooner you figure that out, the better, because your life is at stake, and your life is meaningless to them.

*

Note to readers: Please click the share buttons above or below. Follow us on Instagram, @crg_globalresearch. Forward this article to your email lists. Crosspost on your blog site, internet forums. etc.

Featured image is from HIN

The original source of this article is [Health Impact News](#)
Copyright © [Brian Shilhavy](#), [Health Impact News](#), 2021

[Comment on Global Research Articles on our Facebook page](#)

[Become a Member of Global Research](#)

Articles by: [Brian Shilhavy](#)

Disclaimer: The contents of this article are of sole responsibility of the author(s). The Centre for Research on Globalization will not be responsible for any inaccurate or incorrect statement in this article. The Centre of Research on Globalization grants permission to cross-post Global Research articles on community internet sites as long the source and copyright are acknowledged together with a hyperlink to the original Global Research article. For publication of Global Research articles in print or other forms including commercial internet sites, contact: publications@globalresearch.ca
www.globalresearch.ca contains copyrighted material the use of which has not always been specifically authorized by the copyright owner. We are making such material available to our readers under the provisions of "fair use" in an effort to advance a better understanding of political, economic and social issues. The material on this site is distributed without profit to those who have expressed a prior interest in receiving it for research and educational purposes. If you wish to use copyrighted material for purposes other than "fair use" you must request permission from the copyright owner.

For media inquiries: publications@globalresearch.ca