

Cases of Brain Damage in Children Skyrocket Following COVID-19 Vaccines

By [Brian Shilhavy](#)

Global Research, July 17, 2022

[Health Impact News](#) 26 May 2022

Theme: [Science and Medicine](#)

All Global Research articles can be read in 51 languages by activating the “Translate Website” drop down menu on the top banner of our home page (Desktop version).

To receive Global Research’s Daily Newsletter (selected articles), [click here](#).

Visit and follow us on [Instagram](#), [Twitter](#) and [Facebook](#). Feel free to repost and share widely Global Research articles.

First published on June 2, 2022

Weakened hearts, blood clots, and now you can add neurological brain damage to the list of side effects being reported in children following COVID-19 vaccinations.

In at least one case, one poor child developed all three conditions.

In a case study published earlier this month (May, 2022) in the [Journal of Neuroimmunology](#), a 15-year-old girl developed encephalopathy, myocarditis, and thrombocytopenia simultaneously following the second dose of the Pfizer COVID-19 vaccine.

As billions of people are getting vaccinated, it is not surprising that vaccine-related adverse events are coming into focus and being reported in the scientific literature.

Here we report a case of COVID-19 mRNA Pfizer- BioNTech vaccine-associated encephalopathy, myocarditis, and thrombocytopenia following the second dose of vaccine which responded dramatically to methylprednisolone. ([Source](#).)

Neurological issues are common side effects of all childhood vaccines, and are often grouped under the label of “autism.” There is a very clear correlation with increased vaccinations of children to rising rates of autism in the United States, even though the U.S. Government health agencies refuse to acknowledge any causal effect between the bloated childhood vaccine schedule and diagnoses of autism.

It is no surprise, therefore, that we are seeing similar reports following the deadly COVID-19 vaccines.

But how do reports of brain damage following COVID-19 vaccines compare to the rate of brain damage reported with all other vaccines administered for the previous 30 years before

the roll-out of the COVID-19 experimental shots?

To develop a baseline, I chose to search VAERS (*Vaccine Adverse Events Reporting System*) for all cases reporting “encephalopathy” following vaccination.

“Encephalopathy” is a term for “any diffuse disease of the brain that alters brain function or structure.” ([Source.](#))

This term alone does not represent all the cases of neurological damage to the brain that are reported in VAERS, but it does give us a point of reference to compare cases reported after COVID-19 shots as compared to all other FDA-approved vaccines for the previous 30+ years.

And what I found was that there is a 2,000%+ increase in brain injuries being reported after COVID-19 shots.




Here are the results based on a search for “encephalopathy” symptoms after COVID-19 vaccines. ([Source.](#)) Notice the high rate of death among these cases of “encephalopathy.”

Search Results

From the 5/13/2022 release of VAERS data:

Found 1,092 cases where Vaccine is COVID19 and Symptom is encephalopathy

Table

 Event Outcome	 Count	 Percent
Death	247	22.62%
Permanent Disability	80	7.33%
Office Visit	121	11.08%
Emergency Doctor/Room	384	35.16%
Hospitalized	895	81.96%
Hospitalized, Prolonged	5	0.46%
Recovered	233	21.34%
Birth Defect	1	0.09%
Life Threatening	142	13%
Not Serious	53	4.85%
TOTAL	† 2,161	† 197.89%
† Because some cases have multiple vaccinations and symptoms, a single case can account for multiple entries in this table. This is the reason why the Total Count is greater than 1092 (the number of cases found), and the Total Percentage is greater than 100.		

This is the result from 17 months of COVID-19 vaccine distribution since December of 2020, when the vaccines were given emergency use authorization, which is over 64 cases per month.

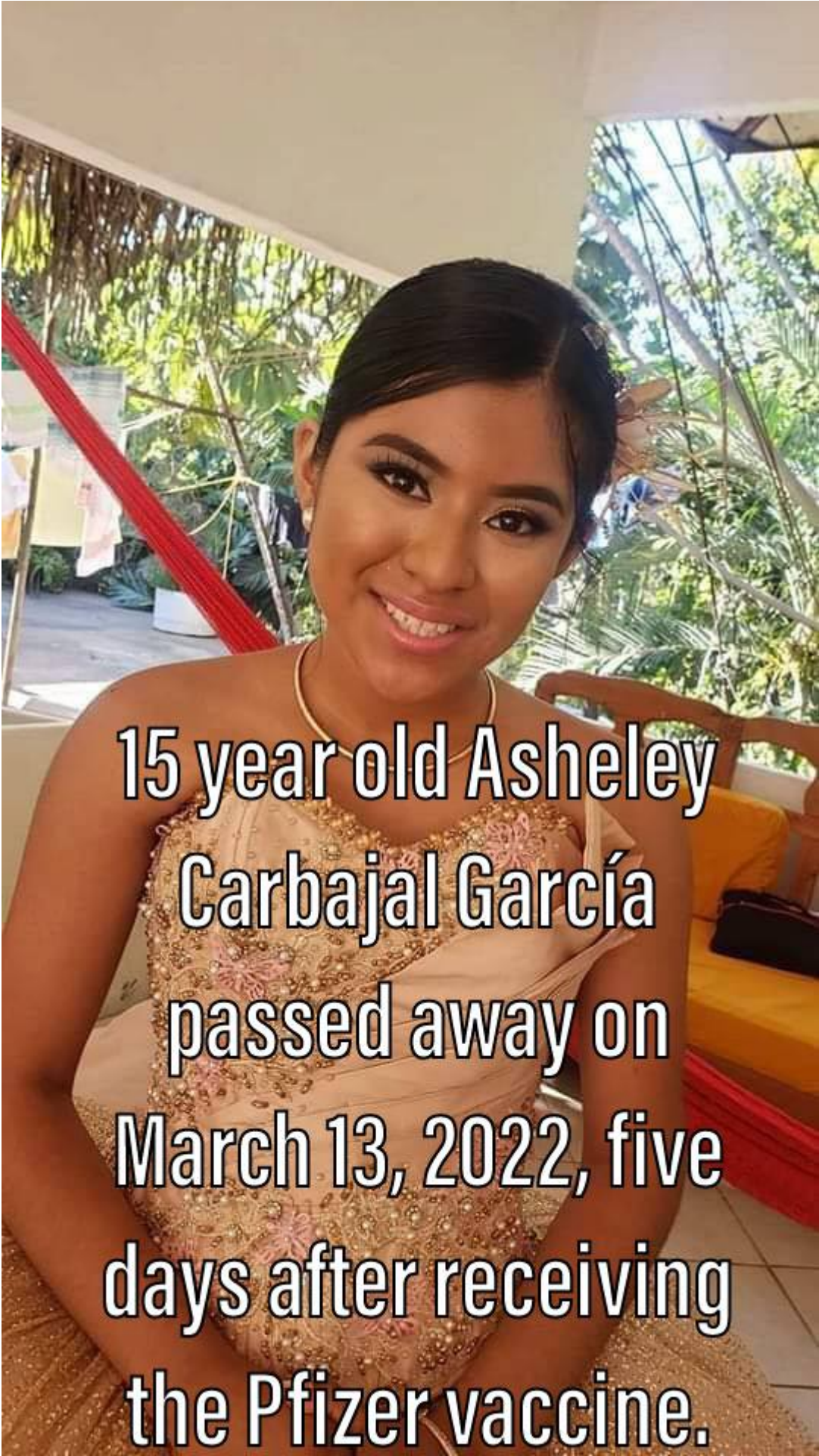
By way of contrast, for the previous 30 years (360 months) before the COVID-19 vaccines

started, there were 1,068 cases of “encephalopathy” reported after all other FDA-approved vaccines, an average of less than 3 per month. ([Source](#).)


That is an increase of over 2000%.

Here are a few faces from some children who lost their lives due to brain damage because their parents forced them to get one of these shots, as reported on social media.





15 year old Asheley
Carbajal García
passed away on
March 13, 2022, five
days after receiving
the Pfizer vaccine.



Marygrace Balasabas is with **Shannon ...**
A. Nuñez and **2 others**.

April 27 at 6:48 AM · 🌐

To all of my friends.. We are begging for your kindhearted heart in behalf of my pamangkin TANYA (8 yrs old) who is currently confined due to ENCEPHALITIS after receiving her 2nd dose vaccine.

Still ongoing tests for the real cause of her disease. Your prayers is a big help and any small amount that she can use for her medication. Our ALMIGHTY LORD will return back for all your goodness., 🙏🙏🙏
🙏 Thank you all so much in advance.

You can send any amount on my:

☀️☀️ Gcash/09270456317

Rowena Nuñez

AGAIN THANK YOU SO MUCH and God bless you all and your Family.. 🙏🙏🙏





DANYLO

DANYLO ZINNECK NOBRE, 15 ANOS
EM 24/AGOSTO/2021
E 19/OUTUBRO/2021

PFIZER

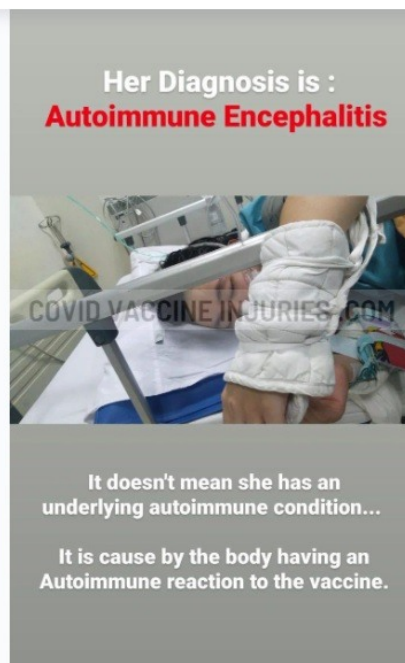
EM 03/MARÇO/2022

RÓBITO

APÓS 18 DIAS DA SEGUNDA DOSE, COMEÇOU A SENTIR FADIGA, FRAQUEZA. DEPOIS, VISÃO TURVA. NO INÍCIO DE JANEIRO, SOFREU UMA CONVULSÃO, TEVE QUE SER ENTUBADO, COM DIFICULDADE DE DEGLUTIÇÃO, PARALISIA NOS MEMBROS SUPERIORES E INFERIORES E NO DÍAFRAGMA. FEZ TRATAMENTO DE PLASMAFÉRESE, PORÉM SOFREU UM AVC HEMORRÁGICO, E POR FIM, MORTE ENCEFÁLICA.

ENCEFALITE AUTOIMUNE

Para reportar seu caso escreva para: oscasosraros@gmail.com / Instagram: [@OscasosRaros](https://www.instagram.com/OscasosRaros) / Telegram: [OscasosRaros](https://www.telegram.com/OscasosRaros)



*

Note to readers: Please click the share buttons above or below. Follow us on Instagram, Twitter and Facebook. Feel free to repost and share widely Global Research articles.

All images in this article are from HIN

The original source of this article is [Health Impact News](https://www.healthimpactnews.com)
Copyright © [Brian Shilhavy](https://www.healthimpactnews.com), [Health Impact News](https://www.healthimpactnews.com), 2022

[Comment on Global Research Articles on our Facebook page](#)

[Become a Member of Global Research](#)

Articles by: [Brian Shilhavy](#)

Disclaimer: The contents of this article are of sole responsibility of the author(s). The Centre for Research on Globalization will not be responsible for any inaccurate or incorrect statement in this article. The Centre of Research on Globalization grants permission to cross-post Global Research articles on community internet sites as long the source and copyright are acknowledged together with a hyperlink to the original Global Research article. For publication of Global Research articles in print or other forms including commercial internet sites, contact: publications@globalresearch.ca

www.globalresearch.ca contains copyrighted material the use of which has not always been specifically authorized by the copyright owner. We are making such material available to our readers under the provisions of "fair use" in an effort to advance a better understanding of political, economic and social issues. The material on this site is distributed without profit to those who have expressed a prior interest in receiving it for research and educational purposes. If you wish to use copyrighted material for purposes other than "fair use" you must request permission from the copyright owner.

For media inquiries: publications@globalresearch.ca