

# Association Between Vaccines and Excess Mortality Getting Stronger — And Is Discussed in UK Parliament

Association Becoming Strangely Stronger -- and More Worrying

By [Igor Chudov](#)

Global Research, November 09, 2022

[Igor's Newsletter](#) 7 November 2022

Region: [Europe](#)

Theme: [Science and Medicine](#)

All Global Research articles can be read in 51 languages by activating the Translate Website button below the author's name.

To receive Global Research's Daily Newsletter (selected articles), [click here](#).

Follow us on [Instagram](#) and [Twitter](#) and subscribe to our [Telegram Channel](#). Feel free to repost and share widely Global Research articles.

\*\*\*

*While we will be discussing the most unwelcome news of increased death rates, I am happy to report that a leading British Member of Parliament, Andrew Bridgen brought up, in the UK parliament no less, the relationship between vaccination and excess deaths.*

Even a casual glance at the data shows that there's a VERY STRONG CORRELATION between excess DEATHS & the level of vaccine uptake in that country. Surely we must have an investigation? These are 10s of thousands of PEOPLE who are DYING.

Please watch his speech below.

UK MP [@ABridgen](#):

"even a casual glance at the data shows that there's a VERY STRONG CORRELATION between excess DEATHS & the level of vaccine uptake in that country. Surely we must have an investigation? These are 10s of thousands of PEOPLE who are DYING.." [pic.twitter.com/EBwCV5Mncv](https://pic.twitter.com/EBwCV5Mncv) <https://t.co/JocCkR7MTO>

— أبو عمار (@MaajidNawaz) [November 2, 2022](#)

(After this speech, Andrew was suspended from Parliament for 7 days for a supposedly "unrelated offense.")

Where did Andrew Bridgen get his (correct) idea? I am not sure, but I posted an original analysis statistically tying "excess mortality" to vaccination rate by country on August 30, 2022.

Obviously not claiming that he somehow got it through me — I hope that many other people performed similar analyses, and one of them was noticed by Mr. Bridgen. The more people analyze this data, the better. I am happy.

New Data Looks Even Worse.

I decided to re-do the calculation of excess mortality vs. vaccine, or booster uptake, using two more months' worth of mortality data.

I use the same exact methodology as in my "[proven relationship](#)" article. Please read it if you are interested in details or want to replicate the results. Instead of weeks 10 to 35, I now analyze "excess mortality" in weeks 20 to 44 (to be precise, the max week available up to week 44 in the short-term mortality database - the data has a lag). Everything else stayed the same. The data is here:

Country	Fully Vaxed Rate as of Mar 01	Boosters per 100 as of Jul 1	Excess Mortality Weeks 20-44
AUT	73.69	59.53	0.1168
BEL	78.28	66.36	0.0510
<u>BGR</u>	29.71	11.14	<u>-0.0118</u>
CHE	68.81	43.58	0.0839
CHL	88.42	<u>125.38</u>	<u>0.2053</u>
DEU	75.11	68.47	0.1274
DNK	81.6	62.29	0.0917
ESP	82.21	53.57	0.1836
EST	63.21	35.88	0.0946
FIN	76.27	59.92	0.0979
FRA	77.95	58.95	0.0625
GBR	72.85	59.45	0.1148
GRC	72.15	58.64	0.1709
HRV	54.93	14.65	0.0377
HUN	63.54	43.15	0.0085
ISL	78.04	67.65	0.1467
ISR	65.96	57.38	0.1143
ITA	80.15	69.33	0.1407
LTU	67.11	33.53	0.0492
LVA	69.32	28.22	0.0354
NLD	68.81	53.4	0.0865
NOR	74.46	55.95	0.1134
NZL	77.27	53.32	0.1546
POL	57.92	31.75	0.0417
PRT	85.48	65.44	0.1841
SVN	57.47	31.04	0.0633
<u>SWE</u>	72.42	51.96	<u>0.0155</u>
USA	65.48	37.44	0.1145

A few notes on the data above:

- The least vaccinated country Bulgaria has *NEGATIVE* excess mortality (lowest of all).
- Chile really had *more boosters given out than it has people* due to multiple boosters per person, and is experiencing the *HIGHEST* excess mortality.
- Sweden, sadly, moved into positive excess mortality territory, although I am glad to say that it is still low.

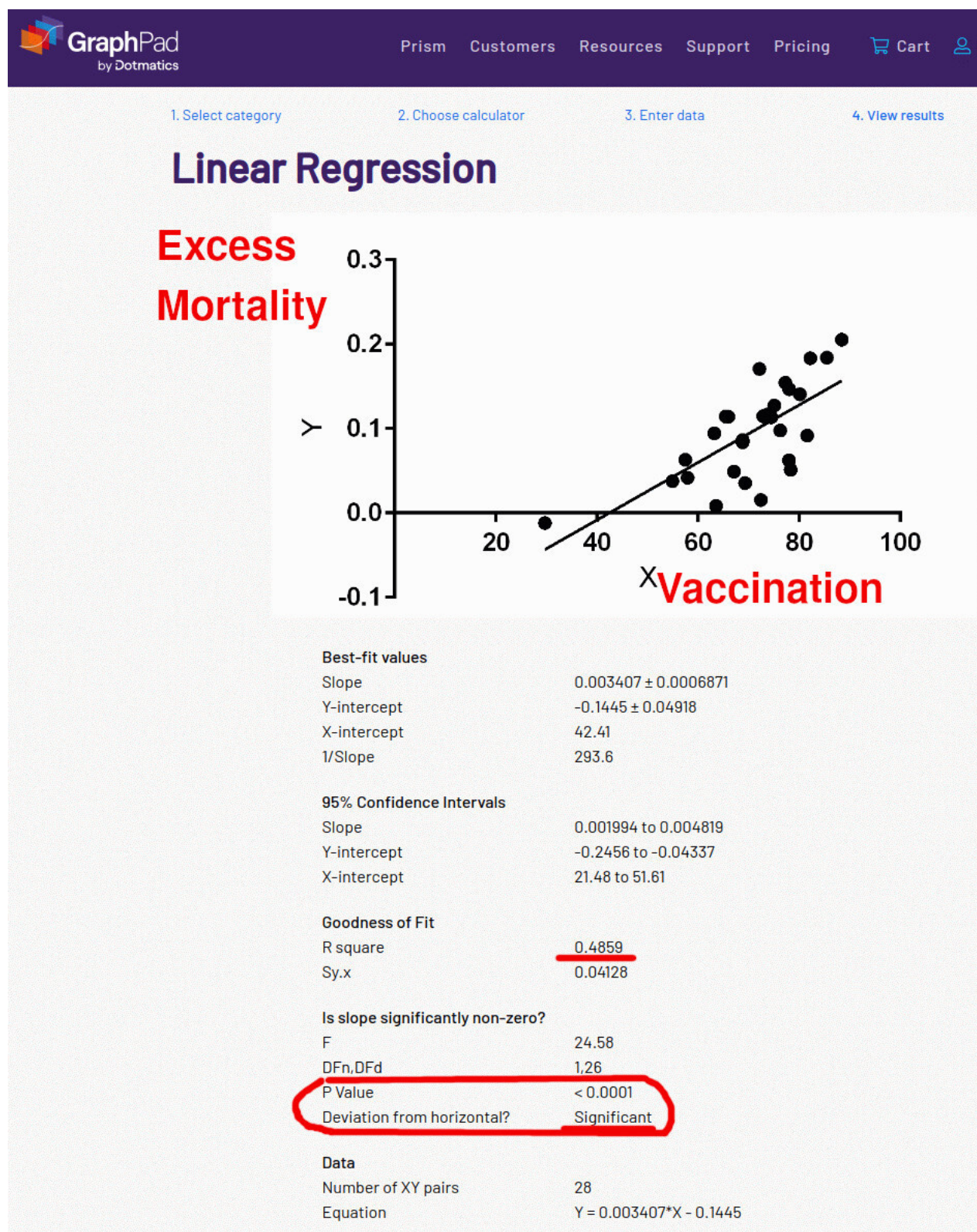
The questions I want to explore is: Is there an association between vaccine or booster uptake and excess mortality in Weeks 20-44? Did the association get weaker or stronger



compared to weeks 10-35?

Let's look.

Excess Mortality vs. Vaccination Rate:

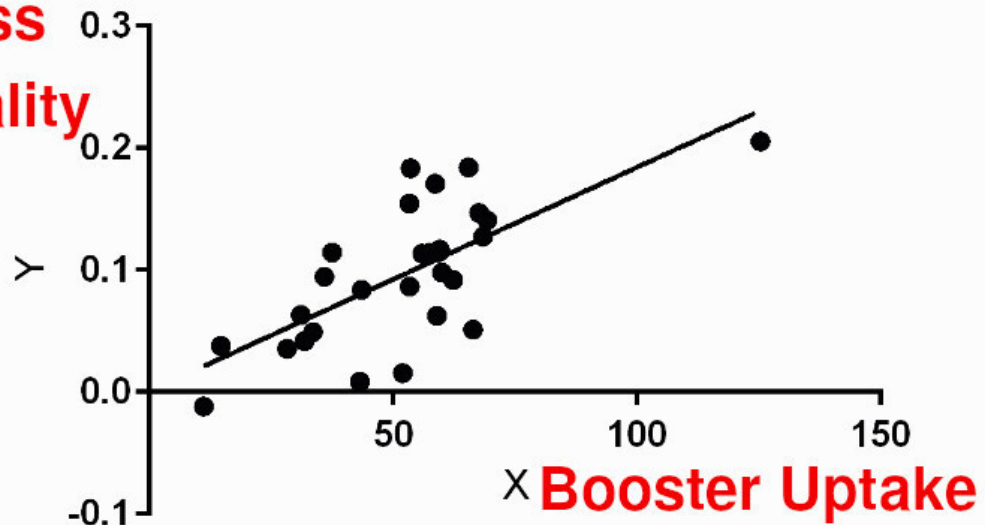


Excess Mortality vs. Booster Uptake:



# Linear Regression

**Excess  
Mortality**



## Best-fit values

Slope	0.001835 ± 0.0003697
Y-intercept	0.0007295 ± 0.02076
X-intercept	-0.3975
1/Slope	544.9

## 95% Confidence Intervals

Slope	0.001075 to 0.002595
Y-intercept	-0.04196 to 0.04342
X-intercept	-39.19 to 16.67

## Goodness of Fit

R square	<u>0.4865</u>
Sy.x	0.04126

## Is slope significantly non-zero?

F	24.63
DFn,DFd	1,26
P Value	< 0.0001
Deviation from horizontal?	<u>Significant</u>

## Data

Number of XY pairs	28
Equation	$Y = 0.001835 * X + 0.0007295$

We can see that both vaccination rates (number of fully vaccinated people per 100), as well as booster doses administered per 100 persons, are VERY STRONGLY ASSOCIATED WITH EXCESS MORTALITY. Both have very low P-values, which suggests that this association is highly *unlikely* to have happened by random chance.

Here's the worst part: [During weeks 10-35](#), the *vaccination rate* explained only 27% of the variation in excess mortality, and the *booster rate* explained only 40% of excess mortality. (the so-called R-Squared). (see the [previous article on this topic](#) for regressions)

During weeks 20-44, both vaccination and booster rates explain NEARLY HALF of excess mortality variation (49% for both). That's a lot greater explanatory power!

This means that over time, the strength of the association between excess mortality and vaccination is INCREASING!

EDIT: Also note that the SLOPE of the line, for example, for vaccination rate, increased from 0.0024 in my August article to 0.0034 two months later! A 40% increase in slope. What does it mean? It means that the *magnitude* of the effect also increased, not just the *explanatory power*. Things are getting worse in a measurable way.

This is Counterintuitive and Concerning!

Please take a minute to understand that increasing the strength of association, as time passes after the event causing the association (vaccination), is

- very unusual
- very worrisome

What is going on? The clock is ticking; unvaccinated people are not really getting vaccinated anymore. And yet, as time goes on, *more and more excess deaths are explained by vaccination rate (49% in weeks 20-44, instead of 27% 10 weeks prior)*. Vaccination rate, for the most part, refers to vaccinations that happened in the relatively distant past, a year ago or so. Something is happening in the bodies of people who were vaccinated over a year ago that *increases* the degree of that association of vaccines vs. deaths *as time goes on!*

Stop. This is NOT normal.

Consider a *typical poison like rat poison*. Let's say that a careless cook accidentally sprinkled varying amounts of rat poison over the salads of restaurant visitors. Some received more, some less, so some would die of rat poison. It would be understandable to expect that "restaurant visit" was associated with "excess mortality" of unfortunate diners *within the first week or two* after the visit. A year later, though, we would not be expecting any such relationship as the effects of poison wear off.

However, the association of vaccination (distant past event) with mortality (present event) is *increasing* as time goes on!

What could explain it? To be honest, I am not certain. I can offer two explanations:

- Vaccination has a *delayed effect* that causes excess mortality to increase. Regular poisons do not do that. [Carcinogens do exactly that](#). They set a chain of biological processes in motion that lead to increased mortality down the road.
- Vaccination had negative AND positive effects on mortality, and the protective effects are wearing out. Covid vaccines did, a while ago, provide some protection from Covid deaths. However, as time went on, that protection dwindled. So, as protective effects dwindle and negative effects continue, the explanatory power of vaccinations may be increasing.

## Disclaimer: Correlation vs. Causation

Correlation is not causation. These linear regressions are showing correlation and not causation. They are an *alarm* that needs an honest and in-depth analysis.

Seeing a *correlation* is akin to seeing *smoke*. Is there a fire?

## We Urgently Need an Investigation, Instead of Stonewalling and “Pandemic Amnesty”

An honest leader of a good country, upon hearing such concerning news, would hire new people who are not tarnished with the baggage and responsibility for recklessly vaccinating millions with an unproven new technology with a track record of failure, infertility, and death of lab animals.

These new people would include talented medics, sophisticated biostatisticians, experienced coroners, biologists, historians, detectives, etc. They would devise a public, open, and sophisticated process of looking at excess deaths on an *individual level*, as well as comparing outcomes of vaccinated or unvaccinated people, and so on.

They would examine the bodies of hundreds of young and healthy people who are dying suddenly to truly understand what exactly was the chain of events that caused their sudden and unexpected death. They would similarly try to understand why [cancer rates are soaring](#) far beyond typical levels.

Their findings and underlying data would be accessible to the community so that input could be provided by interested members of the public.

Lastly, such an investigation can save thousands, or millions of lives, if the mechanism of excess deaths is properly understood and the chain of deadly aftereffects is broken. I hope that these deaths can be somehow stopped!

None of this is happening.

All we have is increasing excess deaths, denial, and coverup. Google does NOT want you to search for “excess mortality 2022” in the “search suggestion” bar.



Google knows about “excess mortality 2022”; that’s why it is blocking search suggestions

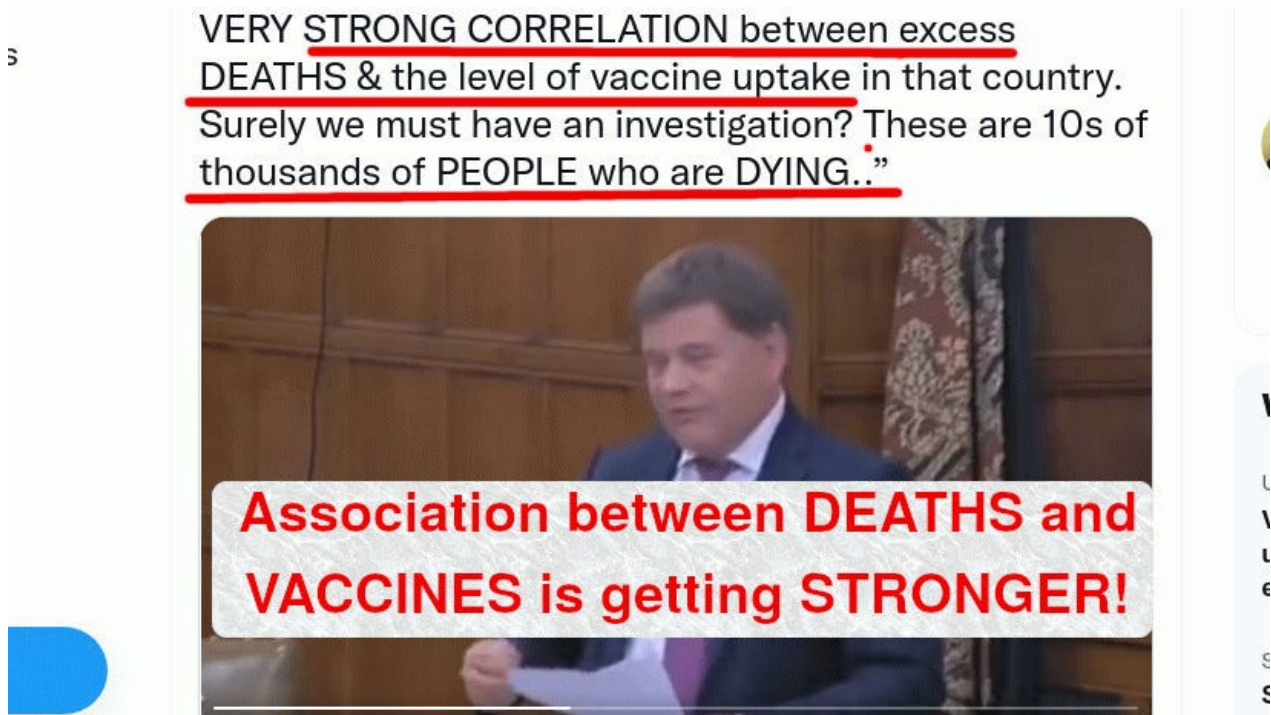


for this term. But Google does not want YOU to know.

Why the stonewalling? Because the powers-to-be are afraid of responsibility and are now [begging for amnesty](#).

We do not need to give them amnesty — but we do need to find out what is happening and why people are dying.

Dear reader, please let me know: why do you think they are stonewalling all inquiries and suspending UK Parliament members? What is the reason? Misguided concern for continued vaccine uptake? Fear of responsibility? Or something worse?

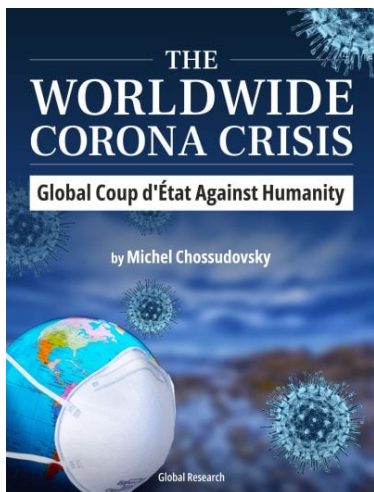


\*

Note to readers: Please click the share buttons above. Follow us on Instagram and Twitter and subscribe to our Telegram Channel. Feel free to repost and share widely Global Research articles.

*Featured image is from Mercola*





## The Worldwide Corona Crisis, Global Coup d'Etat Against Humanity

by Michel Chossudovsky

Michel Chossudovsky reviews in detail how this insidious project “destroys people’s lives”. He provides a comprehensive analysis of everything you need to know about the “pandemic” — from the medical dimensions to the economic and social repercussions, political underpinnings, and mental and psychological impacts.

*“My objective as an author is to inform people worldwide and refute the official narrative which has been used as a justification to destabilize the economic and social fabric of entire countries, followed by the imposition of the “deadly” COVID-19 “vaccine”. This crisis affects humanity in its entirety: almost 8 billion people. We stand in solidarity with our fellow human beings and our children worldwide. Truth is a powerful instrument.”*

ISBN: 978-0-9879389-3-0, Year: 2022, PDF Ebook, Pages: 164, 15 Chapters

Price: \$11.50

[Purchase directly from the Global Research Online Store](#)

You may also purchase directly at [DonorBox “Worldwide Corona Crisis” Campaign Page!](#) (NOTE: User-friendly)

The original source of this article is [Igor’s Newsletter](#)

Copyright © [Igor Chudov](#), [Igor’s Newsletter](#), 2022

---

[Comment on Global Research Articles on our Facebook page](#)

[Become a Member of Global Research](#)

Articles by: [Igor Chudov](#)

**Disclaimer:** The contents of this article are of sole responsibility of the author(s). The Centre for Research on Globalization will not be responsible for any inaccurate or incorrect statement in this article. The Centre of Research on Globalization grants permission to cross-post Global Research articles on community internet sites as long the source and copyright are acknowledged together with a hyperlink to the original Global Research article. For publication of Global Research articles in print or other forms including commercial internet sites, contact: [publications@globalresearch.ca](mailto:publications@globalresearch.ca)

[www.globalresearch.ca](http://www.globalresearch.ca) contains copyrighted material the use of which has not always been specifically authorized by the copyright owner. We are making such material available to our readers under the provisions of "fair use" in an effort to advance a better understanding of political, economic and social issues. The material on this site is distributed without profit to those who have expressed a prior interest in receiving it for research and educational purposes. If you wish to use copyrighted material for purposes other than "fair use" you must request permission from the copyright owner.

For media inquiries: [publications@globalresearch.ca](mailto:publications@globalresearch.ca)