

A 'Great Reversal' in China? Coal Continues to Decline with Enforcement of Environmental Laws

By [Hao Tan](#) and [John A. Mathews](#)

Global Research, August 26, 2015

[The Asia-Pacific Journal](#) 24 August 2015

Region: [Asia](#)

Theme: [Environment](#), [Oil and Energy](#)

Two headline stories dominate discussion of China's energy trajectory right now. The first is that reports from three agencies all point to the continuing decline in use of coal in the first half of 2015, continuing a trajectory already notable in 2014. These are not declines in the rate of growth, but absolute declines in the amount of coal consumed in power generation as well as in energy-intensive industries like steel and cement production. This points to the possibility that coal consumption may be peaking much earlier than anticipated in official government statements – and so pointing to an early peaking of carbon emissions. If continued, this would be a 'Great Reversal' of China's recent dominant role in consumption of dirty fossil fuels and production of greenhouse gases.

The other side of this story is the determination to enforce pollution regulation. Not only did a new Environmental Protection Law take effect from 1 January 2015, but a new draft environmental tax law was recently aired for public consultation. Accompanying the development of formal laws are new accountability measures issued on 17 August 2015 by the Communist Party Central Committee that directly target the conduct of officials with respect to pollution and ecological damage.¹ Such administrative measures are sometimes even more powerful in China than the law. In 2015, a former vice-minister for the Environment, Mr Zhang Lijun, has been caught up in the ongoing anti-corruption drive, becoming the highest-ranking environment official to be investigated. These are strong indications that the 'Great Reversal' is likely to be further supported by institutional developments.

The decline in coal production and consumption cannot come soon enough in China. *The Guardian* ran a full photo-news story in June on China's shocking levels of pollution from use of coal, focusing on the toll taken in the health of coal miners and their families. (See [here](#)) There is indeed a coal boom choking China – and it would spell ruin for the country in the absence of a determined campaign to reverse the worst effects. The jury is still out as to whether China's dramatic shift in trajectory towards a greening of its energy system will be able to counter-balance the heavy reliance on coal with all its deleterious effects.

Coal consumption and production

The most important fact in the first half year results for 2015 is nevertheless the continuing decline in dependence on coal by China's electric power system and energy-intensive industries like cement production. This continues a trend already apparent in 2014 ([see our earlier article](#)).

Statistics from three agencies – the China National Coal Association, the China Electricity

Council and the National Energy Administration – all bear this out.² The China National Coal Association (CNCA) revealed that in the first half of 2015 (1H 2015) domestic coal sales fell by 8.1% compared with 1H in 2014 to 1.6 billion tonnes coal. Domestic production was also down by 5.8% on 1H 2014, to 1.79 billion tonnes. Imports of coal fell even more dramatically, down 37.7% from the level of 1H 2014, to just on 100 million tonnes. This of course is bad news for coal exporters like Indonesia and Australia.

The curb in coal consumption is clearly evident in data on China's energy trends since 2011, as shown in Fig. 1, taken from our new book on *China's Renewable Energy Revolution*.

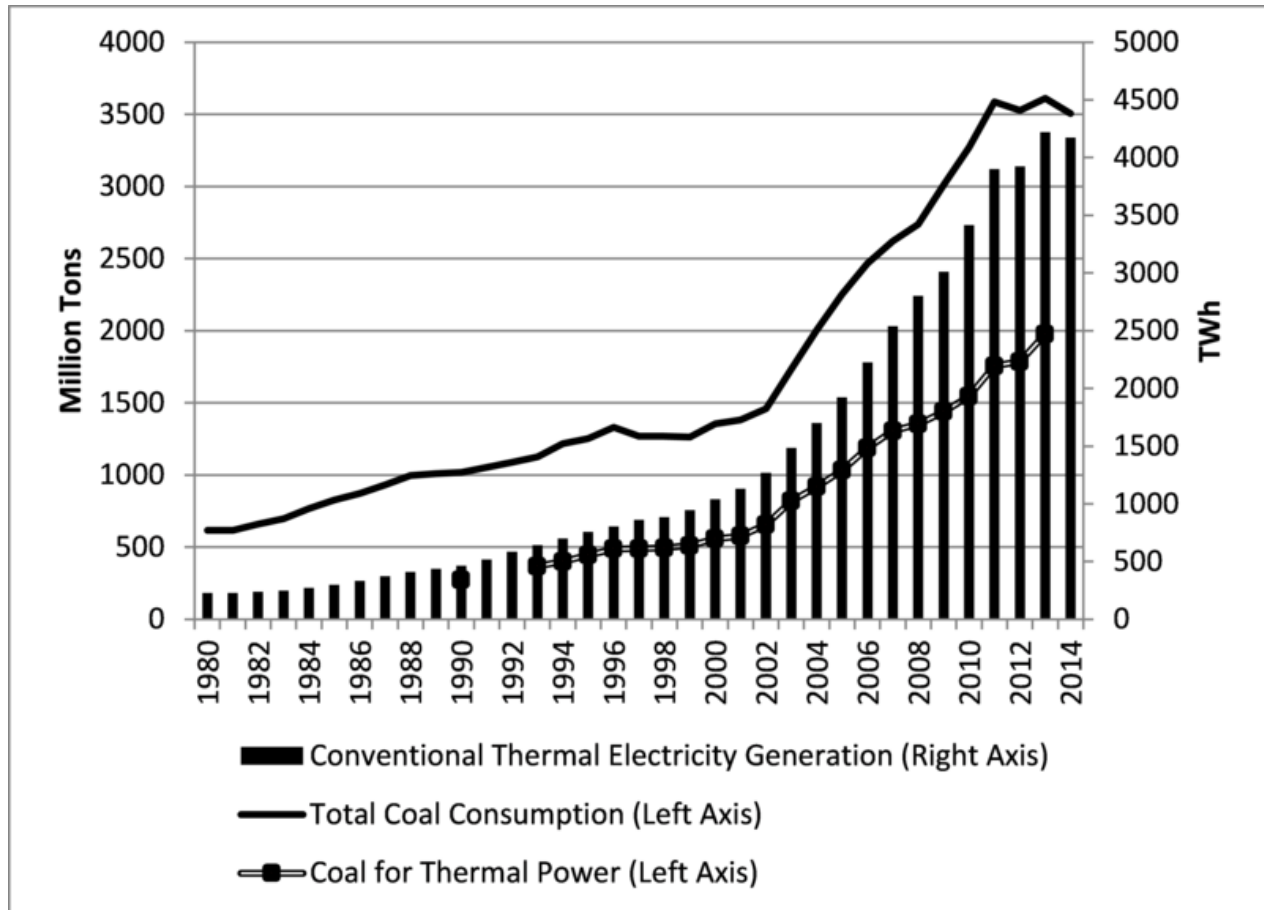


Fig. 1. Chinese thermal power generation and rising coal consumption up to 2014
 Source: Mathews and Tan (2015). Primary data for total coal consumption (up to 2012) and thermal electricity generation (up to 2011) from the US EIA. Data on coal consumption for thermal power up to 2012 from the National Bureau of Statistics (NBS) of China. Data on total coal consumption for 2013 and 2014 from the China Coal Industry Association and NBS3 respectively. Data on thermal electricity generation in 2012 to 2014 from the China Electricity Council. Data on coal consumption for thermal power in 2013 from chinapower.com.cn, a website maintained by the China Electric Power Promotion Council

The 2015 first half figures reinforce the trend already evident in the flattening of coal usage in leading heavy industries such as power generation. Consumption of coal in electric power production, cement and steel production all fell – by 6.4%, 8.8% and 2.3% respectively. This shows that tightened regulation of coal consumption in these energy-intensive industries is having a significant impact.

The CNCA also reported meaningful declines in investment in both the production and use of

coal. Investment in coal mines has been falling since 2013, and was down by 12.8% in 1H 2015 compared with 1H 2014. Revenues for coal companies that are included in the official statistics also fell, declining 13.6% in the first five months of 2015, while profits plunged by 66.8%. The 90 largest coal mining companies that report their activities to the Association experienced a total loss of RMB 485 million in the first five months of 2015, compared with a profit of RMB 26.5 billion over the same period in 2014. The largest coal miner, the Shenhua group, saw revenues fall by 32% and profit plunge by 45.6% in the first half of 2015 compared with 1H 2014.⁵ This is the fourth consecutive half-year that Shenhua has seen its net profits fall (from RMB 25.1 billion in 1H 2012 to 24.4 billion in 1H 2013, 21.5 billion in 1H 2014 and just 11.7 billion in 1H 2015).

Electric power production

The China Electricity Council released its results for 1H 2015 on July 21.⁶ The headline results are that China's electricity consumption increased by just 1.3% on a year-to-year basis, much lower than China's economic growth of around 7%. This means that China is decoupling its energy system from the wider economic system, allowing industrial growth to continue without a corresponding impact in terms of energy consumption. Half-year electric power generation reached 2700 TWh, with thermal power generation (mainly burning coal) reaching 2,087 TWh, down by 3.2% on the level for 1H 2014. Meanwhile green power generation increased markedly: hydro was up 13.3% to 423.4 TWh, wind generation was up 26.2% to 99 TWh, while solar PV was up 77% to 19 TWh.⁷ Nuclear generation was also up 34.4% to reach 77.2 TWh. Overall, thermal sources accounted for 77% of China's electric power generation – a total which is declining each year – while non-thermal sources rose to 23%.

China's electric energy generation trajectory over the past 35 years, revealing a strong upward spurt from 2001 when China joined the World Trade organization, is shown in Fig. 2a. The data for 1H 2015 demonstrate a continuation of the trend already visible in which total energy, and total electric energy generation, are starting to flatten. The contrast with the US is shown in Fig. 2b. China's electric generation system is now by far the largest in the world, approximately 37% larger than the US system. What China does in its power generation system has global significance.

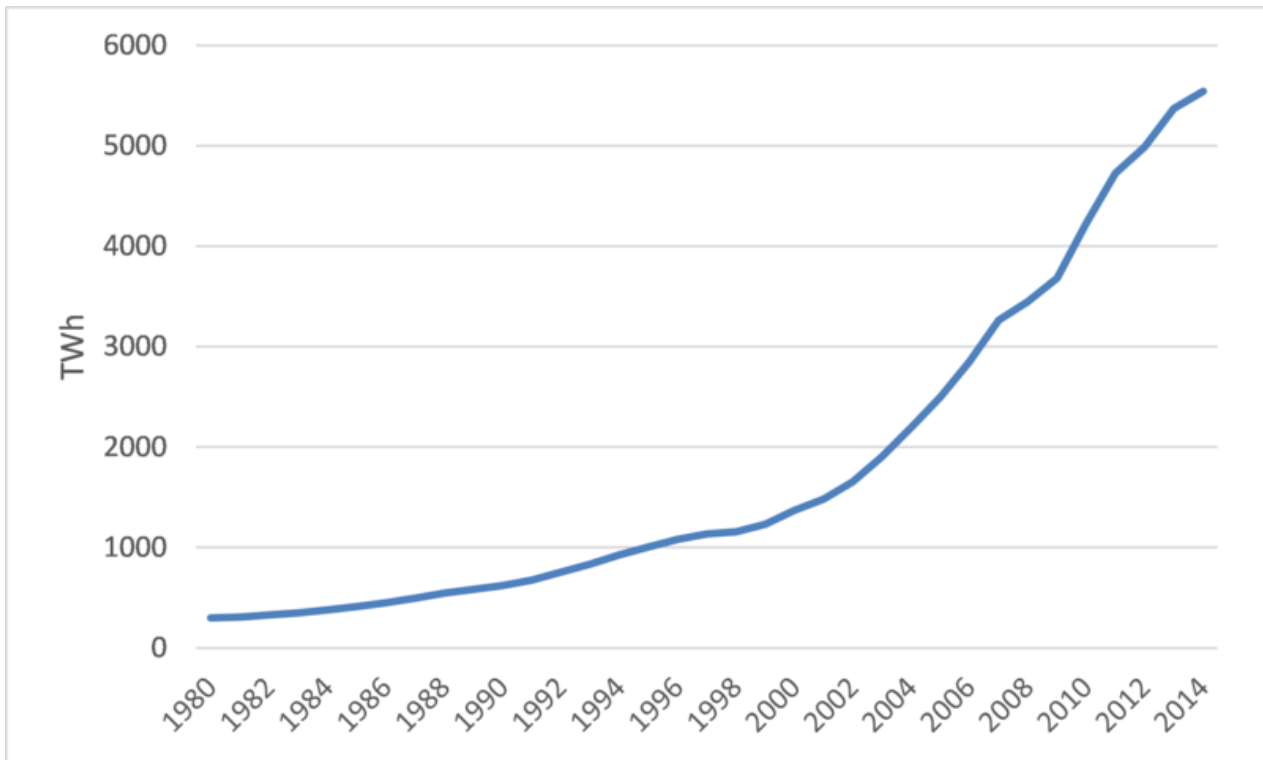


Fig. 2a. China electricity generation (1980 - 2014)
Source of primary data: China Electricity Council

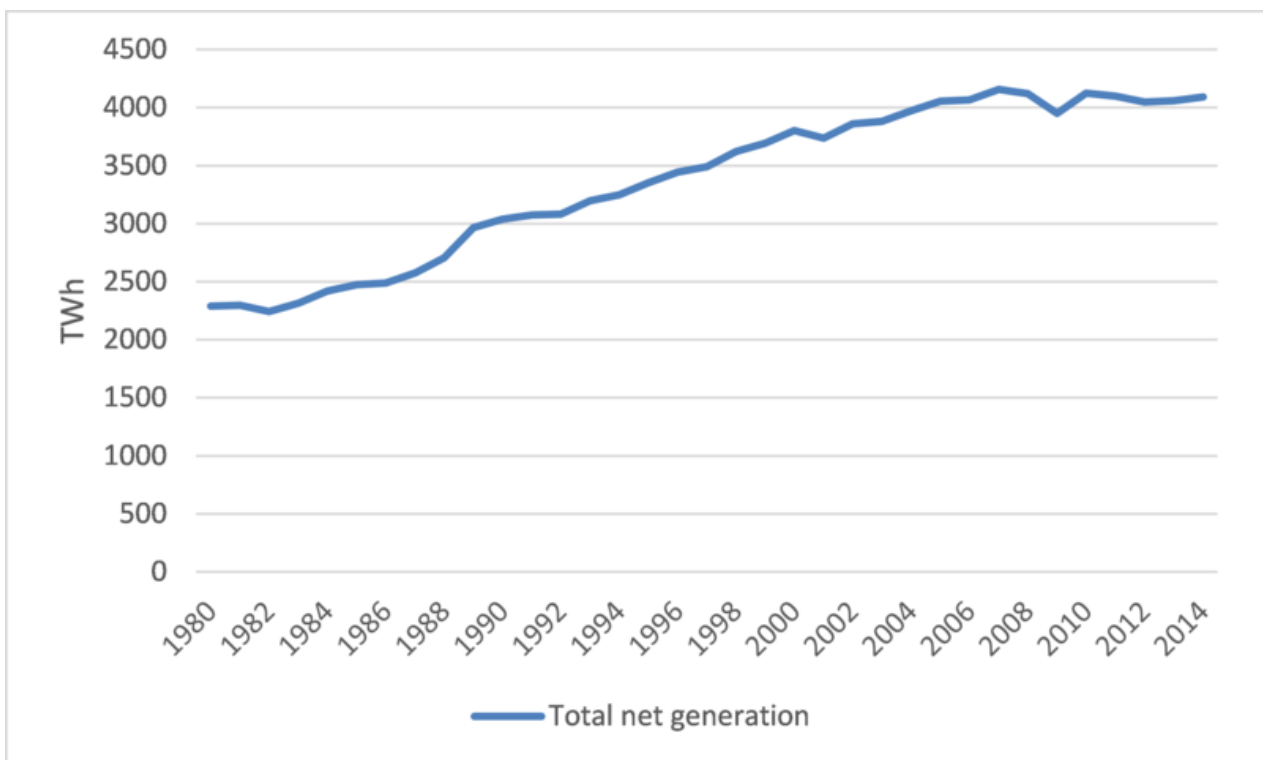


Fig. 2b. US generation of electric energy, 1980 to 2014
Source of primary data: US EIA
Source: Mathews and Tan (2015)

Power generating capacity

Total power capacity of the China electric power system rose 8.7% in 1H 2015 to reach 1360

GW⁸, with 43.4 GW of new capacity added. Here the data are less favorable to renewables. Thermal sources added new capacity of 23.4 GW in 1H 2015 (whereas the level of generation actually fell), but new capacity of just 16.7 GW was added for hydro, wind and solar and 3.3 GW for nuclear. Thus non-thermal capacity of 20 GW was added in 1H 2015, or 47% of the total – down from the result in full-year 2014 when more capacity from renewables was added than for thermal. These are of course preliminary data – and are based on the capacities that are connected to the grid and are in use. The total added capacities were larger. For example, NEA data indicated that new capacity added in wind power and solar power in 1H 2015 reached 9.2 GW and 7.7 GW additional capacities respectively, but with increased curtailment (meaning generating capacity that is not feeding power to the grid)⁹; this underlines the point that caution needs to be exercised in interpreting these data.

Nevertheless, the rising dependence of China's electric power generation system on renewable sources – water, wind and solar – is the most striking feature of its energy transformation. The 2015 results are a continuation of the trend shown in Fig. 3 up to the year 2014, showing that the target for 2015 has already exceeded.

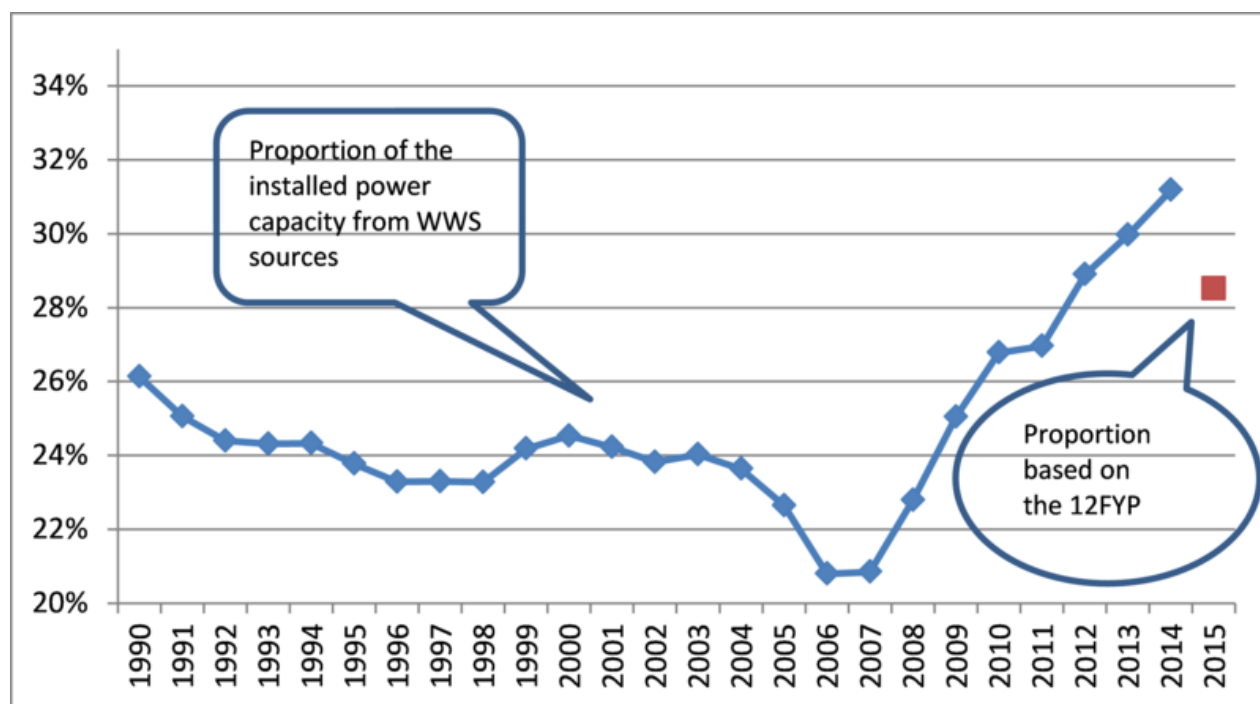


Fig. 3. Proportion of installed power capacity from renewable sources (hydro, wind and solar): 1990 -2014, and 2015 target based on the 12th FYPms1

Source: Mathews and Tan (2015). Primary data: for wind and solar power capacity up to 2013 from BP 2014 Review of Statistics, data for total electric capacity and the hydroelectric capacity up to 2012 from the US EIA; other historical data from the China Electricity Council. The 2015 target is based on the Energy Development 12th Five Year Plan released by the State Council in 2013.

Total energy consumption

Overall, according to the National Energy Administration, China's primary energy

consumption in 1H 2015 increased by just 0.7%, again much less than overall economic growth – further reinforcing the sense that China’s economic growth is decoupling from its energy consumption. While coal production declined, oil production increased by 2.1% and gas production (both conventional gas and coal seam gas) increased by 4.3%. Oil consumption increased 3.2% and gas consumption 1.4%. The NEA data also make a point of underscoring the decline in coal consumption overall, and notably in the critical industries including power generation, steel and cement.

The real issue is this: Is the recent decline in coal consumption and coal dependence a cyclical phenomenon (down today but up again tomorrow) or a structural phenomenon? Our view is that this is indeed a structural shift, because of the complementary changes in buildup of renewable power generation that has begun to oust coal in its primary applications. This is in fact an irreversible shift to renewables as a reliable and clean source of power that is dependent not on random geopolitical fortune (coal or oil found here but not there) but on manufacturing capabilities and capacities – as argued in our new book on China’s renewable energy revolution (see [here](#))

The global implications of China’s energy choices are evident in data recently published by the International Energy Agency (IEA) on global carbon intensity over recent decades. (Carbon intensity refers to carbon consumed per unit of energy produced, i.e. tonnes of carbon per unit energy.) The gradual fall for the previous century (reflecting improved energy efficiency and carbon efficiency in the advanced countries) was reversed or flatlined over the two decades from 1990 to 2010 – despite all the discussion of reducing carbon emissions and the UN’s Kyoto Protocol. The disturbing data are shown in Fig. 4, taken from the IEA’s *Tracking Clean Energy Progress 2013* report. In the words of the IEA, this carbon intensity index “shows that the global aggregate impact of all changes in supply technologies since 1970 has been minimal” (IEA 2013: 8).

The IEA carbon intensity index can be seen to fall a little from 1970 to 1990 as a result of oil shocks and some initial clean energy programs, e.g. in Japan and California. But these were dissipated during the 1980s by the plunging price of oil. By 1990 the index stood at 57.1 tonnes CO₂ emitted per terajoule energy consumed (tCO₂/TJ) and by 2010, twenty years later, it stands at 56.7 tCO₂/TJ. In other words: *no change between 1990 and 2010*. China was certainly a contributor to this depressing result, with its sharply rising consumption of coal over the decade from 2000 to 2010. Now with the ‘Great Reversal’ it might be possible for China to play a role in reversing this global trend.¹⁰

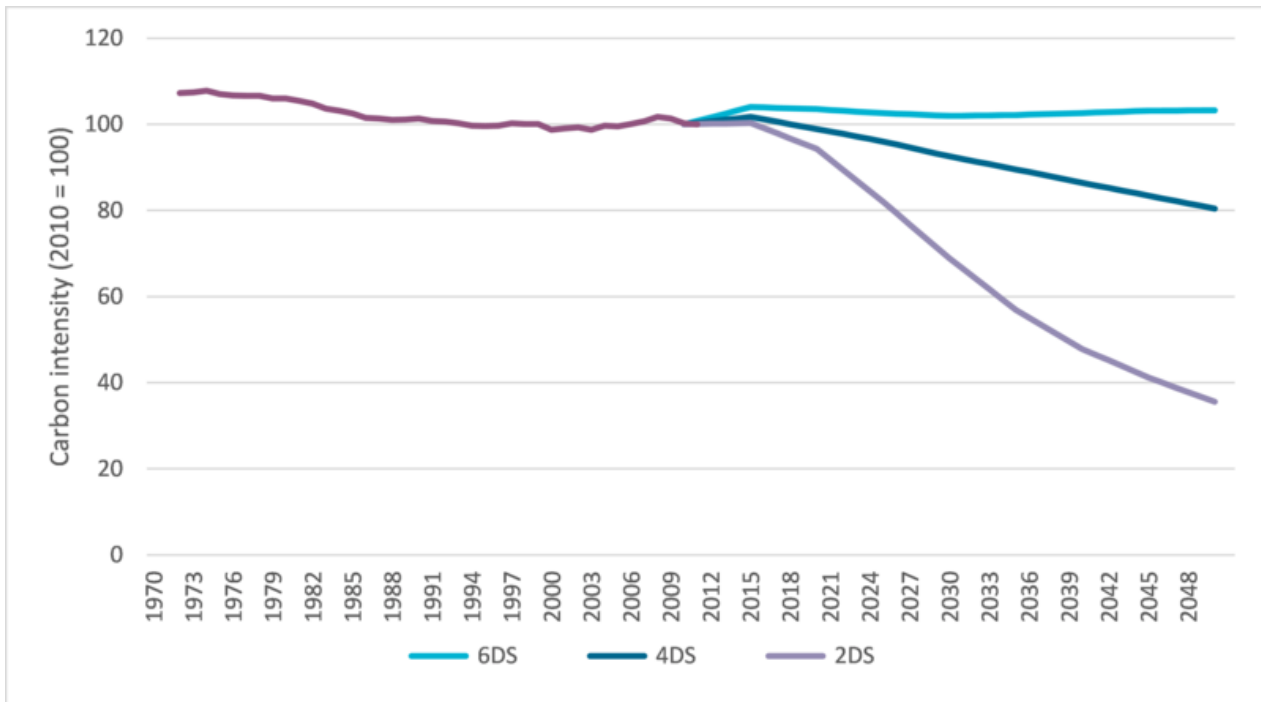


Fig. 4. Static global carbon intensity, 1990-2010

Source: The authors, based on data from International Energy Agency (2013), Tracking Clean Energy Progress 2013, OECD/IEA, Paris. 6DS: a trajectory assumed to result in temperature increase of 6 degrees C by the end of the 21st century (an end to life as we know it); 4DS a trajectory corresponding to 4 degrees C (an end to human civilization); and 2 DS (major disruptions) corresponding to 2 degrees C.]

Improvement and enforcement of laws in the area of environmental protection

Recent development in laws and policies in China is likely to reinforce the trends that make up the Great Reversal. The most significant development has been the enactment of a new Environmental Protection Law (EPL). The new EPL makes some significant amendments to the original EPL, which was introduced in 1989, and includes a number of new provisions. The aim is to provide more effective mechanisms to protect the environment, including increased transparency of environmental information, harsher punishments for polluting enterprises such as fines imposed on a daily basis and possible detention of their executives, and recognition of the right of social public interest organizations to file claims regarding environmental and ecological damage. For the first half year in 2015, under the new Law, the operations of more than 15,000 polluting enterprises have been suspended, and 9,325 companies were actually shut down; in total RMB 230 million in fines were issued according to the new rule of 'fines on a daily basis', and there were 782 cases in which individuals were detained for their responsibility in pollution emanating from their enterprises. There are no fewer than 740 individuals under criminal investigation, according to the Ministry of Environmental Protection.¹¹

However, the new Law is not without flaws. As Zhang & Cao (2015)¹² discuss, the deficiencies include a lower status of the Law compared with other legislation, the fragmented and sometimes vague governance involving the law enforcement, a still limited scope to empower individual citizens and NGOs in taking action on environmental protection, and the lack of capacity exercised by the environmental protection agency.

Another important development is the release of a draft environmental tax law that specifies the levies on pollutants permissible in water, air, solid waste and noise (Table 1). The draft law sent a strong message that energy consumption and pollution would be associated with much heavier financial costs, and would have a significant impact on energy intensive and highly polluting industries such as steel, non-ferrous metals, cement, and chemicals.

Table 1 Proposed Environmental Tax Rates

<i>Pollutant item</i>	<i>Taxable Unit</i>	<i>Rate (RMB)</i>
Air Pollutant	Pollutant unit	1.2
Water Pollutant	Pollutant unit	1.4
Solid Waste		
Smelting slag	Ton	25
Coal Ash	Ton	30
Slag	Ton	25
Gangue	Ton	5
Tailings	Ton	15
Other solid wastes	Ton	25
Noise		
Construction noise	Meter squared	3
Industrial noise	Decibel above the standard	Starting from RMB 350 / month

[Source](#) (in Chinese)

Finally, it seems that administrative and disciplinary measures are also being enforced. Insofar as China's coal boom was fuelled in part by graft and corruption, it appears that this too is now being curbed. The recent disciplinary measures issued by the Communist Party's Central Committee and the General Office of the State Council placed greater accountability on all party and government officials above the county level for the environmental performance in their areas or departments (in addition to economic performance). China's anti-corruption watchdog, the Central Commission for Discipline Inspection (CCDI) also announced on July 30 that the retired vice-minister of the Ministry of Environmental Protection (MEP), Zhang Lijun, was under investigation. (See [here](#)) Zhang retired from the MEP two years ago - but under the new rules for anti-corruption investigations, officials are to be held accountable for their past actions. He is accused of taking advantage of his position to influence policy decisions in favor of persons or firms looking for special favors. As part of the attempt to enforce rules for environmental protection that are already on the books, in May this year the State Council issued its *Opinions on Further promoting the Development of Ecological Civilization* (the equivalent of a White paper in the British parliamentary system) which called for officials to be held to account for damage to the environment that occurs during their term of office, and into their retirement. The investigation of Zhang Lijun suggests the possibility that a more stringent approach is now in operation. If so, this is good news for China and for the planet.

The anti-corruption probe at the Ministry of Environmental Protection has already spread, and three more officials are being held for questioning. According to a report by Prism, the

financial news portal of the Tencent internet company, three senior ministerial officials who reported to Zhang have also been detained by the authorities. The emphasis in this broadening investigation is focused on the charges that some officials had profited by running risk-assessment agencies, or that their relatives had intervened to influence the outcome of reviews in favor of companies in which they held interests. Citing numerous environmental protection officials, the Prism report said Zhang was accused of abusing power for personal gain involving a large sum of money that he gave to his subordinates and family members. The ability of the Chinese state to curb emissions in the end will rest heavily on its ability to enforce tougher environmental laws and crack down effectively on violators and profiteers.

Recommended citation: *John Mathews and Hao Tan, "The Greening of China's Black Electric Power System? Insights from 2014 Data", The Asia-Pacific Journal, Vol. 13, Issue 34, No. 1, August 24, 2015.*

John A. Mathews is professor of strategy at Macquarie Graduate School of Management, Macquarie University, Sydney. He has taught at MGSM for the past 15 years, and was from 2009 to 2012 concurrently the Eni Chair of Competitive Dynamics and Global Strategy at LUISS Gardi Carli University in Rome. He has specialized in the catch-up strategies of firms and countries in East Asia.

For the past several years he has focused on the greening of business systems. He has published several books based on this research, including Tiger Technology: The Creation of a Semiconductor Industry in East Asia (Cambridge UP 2000; co-authored with Cho, Dong-Sung); Dragon Multinational: A New Model of Global Growth (Oxford UP, 2002); and Strategizing, Disequilibrium and Profit (Stanford University Press 2006) which discusses the theoretical foundations of catch-up strategies. In 2014 his new book, Greening of Capitalism: How Asia is Driving the Next Great Transformation, was published by Stanford University Press. His article "Manufacture renewables to build energy security" was published in Nature in September 2014.

Hao Tan is senior lecturer at Newcastle Business School, University of Newcastle, Australia. He currently serves as an acting Head of the International Business Discipline and a Program Convenor of Master of International Business. He is an associate of the Centre of Asian Business & Economics at University of Melbourne, and was a visiting professor at National Tsinghua University in Taiwan in 2014.

Hao Tan's current research interest is in China's energy transition. Since 2009, he has published over 20 scholarly journal articles and book chapters, including a commentary article in the leading science journal 'Nature' (co-authored with John Mathews). With John A. Mathews he is the author of China's Renewable Energy Revolution published by Palgrave in 2015. He is a frequent contributor to both English- and Chinese-language media channels such as UK Financial Times' Chinese website, China's Caixin and Australia's theconversation.com, on energy and environment-related issues in China.

Related articles

- John A. Mathews and Hao Tan, [The Greening of China's Black Electric Power System? Insights from 2014 Data](#)
- John A. Mathews and Hao Tan, [China's renewable energy revolution: what is driving it?](#)

- John A. Mathews and Hao Tan, [“China’s Continuing Renewable Energy Revolution: Global Implications”](#)
- John A. Mathews and Hao Tan, [“Jousting with James Hansen: China building a renewables powerhouse”](#)
- Andrew DeWit, [Distributed Power and Incentives in Post-Fukushima Japan](#)
- John A. Mathews, [The Asian Super Grid](#)
- Andrew DeWit, [Japan’s Energy Policy at a Crossroads: A Renewable Energy Future?](#)
- Sun-Jin YUN, Myung-Rae Cho and David von Hippel, [The Current Status of Green Growth in Korea: Energy and Urban Security](#)

Notes

¹ See [news report for the measures](#).

² See [here](#) (in Chinese)

³ See [here](#) (in Chinese)

⁴ See [here](#) (in Chinese)

⁵ See [here](#).

⁶ See [here](#) (in Chinese)

⁷ See [here](#). According to the [China Electricity Council](#), electricity generation based on grid-connected solar accounted for 10.7 TW in 1H 2014

⁸ For plants with an electric generation capacity of 6GW or over

⁹ See [here](#) (in Chinese); and [here](#) (in Chinese)

¹⁰ See the discussion of these issues in the recent paper from Van Aken and Lewis (2015): Van Aken, T. and Lewis, O.A. 2015. The political economy of non-compliance in China: The case of industrial energy policy, *Contemporary China*, 24 (95): 798-822.

¹¹ See [here](#) (in Chinese)

¹² Zhang, B. & Cao, C. 2015. Four gaps in China’s new environmental law. *Nature*, 517: 433-434.

The original source of this article is [The Asia-Pacific Journal](#)

Copyright © [Hao Tan](#) and [John A. Mathews](#), [The Asia-Pacific Journal](#), 2015

[Comment on Global Research Articles on our Facebook page](#)

[Become a Member of Global Research](#)

Articles by: [Hao Tan](#) and [John A. Mathews](#)

Disclaimer: The contents of this article are of sole responsibility of the author(s). The Centre for Research on Globalization will not be responsible for any inaccurate or incorrect statement in this article. The Centre of Research on Globalization grants permission to cross-post Global Research articles on community internet sites as long the source and copyright are acknowledged together with a hyperlink to the original Global Research article. For publication of Global Research articles in print or other forms including commercial internet sites, contact: publications@globalresearch.ca

www.globalresearch.ca contains copyrighted material the use of which has not always been specifically authorized by the copyright owner. We are making such material available to our readers under the provisions of "fair use" in an effort to advance a better understanding of political, economic and social issues. The material on this site is distributed without profit to those who have expressed a prior interest in receiving it for research and educational purposes. If you wish to use copyrighted material for purposes other than "fair use" you must request permission from the copyright owner.

For media inquiries: publications@globalresearch.ca