

# 16-Year Old California Boy's Immune System Was Destroyed by Three COVID-19 mRNA Vaccines. Reactivated EBV Post COVID-19 Vaccination Can be Fatal

By [Dr. William Makis](#)

Global Research, April 07, 2023  
[COVID Intel](#) 6 April 2023

Region: [USA](#)

Theme: [Science and Medicine](#)

All Global Research articles can be read in 51 languages by activating the Translate Website button below the author's name.

To receive Global Research's Daily Newsletter (selected articles), [click here](#).

Click the share button above to email/forward this article to your friends and colleagues. Follow us on [Instagram](#) and [Twitter](#) and subscribe to our [Telegram Channel](#). Feel free to repost and share widely Global Research articles.

\*\*\*

*Redwood City, California - 16 year old Jonathan Zhao died on March 31, 2023.*

Jonathan had his COVID-19 mRNA vaccine booster shot in January 2022. Shortly after, he suffered from severe bodily infections and his health continued to deteriorate until he was finally hospitalized at Stanford Children's Hospital in November 2022 and diagnosed with Chronic Active Epstein-Barr Virus (CAEBV). ([click here](#))

"the extent to which Jonathan's immune system has been completely compromised is extremely rare. Jonathan's case has no precedent. He went through unconventional hormone therapy with chemotherapy 3 times in order to treat these severe, repetitive infections, but unfortunately, the treatments did not succeed."

"Jonathan was transferred to the ICU twice where he requires around-the-clock medical and physical attention from the healthcare team"

"Jonathan was a remarkably happy, healthy, and athletic kid who loved to play competitive soccer. He had outstanding grades in Pinewood High School and his dream was becoming a medical professional. Jonathan had great manners, a good heart, and a strong sense of responsibility in life with a bright future awaiting him"

This is a tragic story of a healthy 16 year old boy whose health and life were destroyed by three COVID-19 mRNA vaccines.

## 42-year old Alia Hadley's COVID-19 vaccine injuries



**Renée Capo** ✓  
@ReneeCapo80



Replying to @Storiesofinjury and @HouseLyndsey

@pfizer not only seriously injured me almost 18 months ago but my also my 4/5 yr old daughter! Not only am I still bedridden but my child ended up in the ER 15 days after my 2nd shot & was sick for a year until we discovered she caught EBV from me due to the [#vaccineinjuries](#)



8:01 AM · Feb 17, 2023 · 24.1K Views

Alia Hadley is a 42 year old woman who became vaccine injured after her 2nd Pfizer dose. She was diagnosed with EBV reactivation and her 5 year old daughter caught EBV from her. In her words: ([click here](#))

“Well I’m about to hit my 19 month mark since my serious adverse reactions/injuries started on 8/26/21. Over the last year I’ve been diagnosed with Dysautonomia, Mast Cell Activation Syndrome, Small Fiber Neuropathy (which the burning goes from my feet to my upper thighs now unfortunately) chronic excruciating pain now throughout my entire body that no one can explain and bone crushing fatigue.”

“I’m still in bed 85% of every day. Since my daughter was exposed to me post shot and ended up in the hospital 15 days later and then caught my reactivated EBV a year ago, she has been sick off and on for the entire time I’ve been disabled. I don’t know how to help her get better either and her pediatrician doesn’t believe me about the possibility of shedding but I’m pretty sure she’s been exposed as well which is devastating! I never wanted to get these shots but I NEVER would have gotten it if I had known it would harm my only child so badly!”

## [VAERS 1708489](#)

26 year old woman from Connecticut had 1st Pfizer mRNA dose and shortly after felt dizzy, had severe chest pain, headache and extreme fatigue. Two weeks later her EBV panel showed EBV reactivation. After 3 months she is still experiencing fatigue, tachycardia, severe chest pain, severe daily migraines, severe GI upset and more.

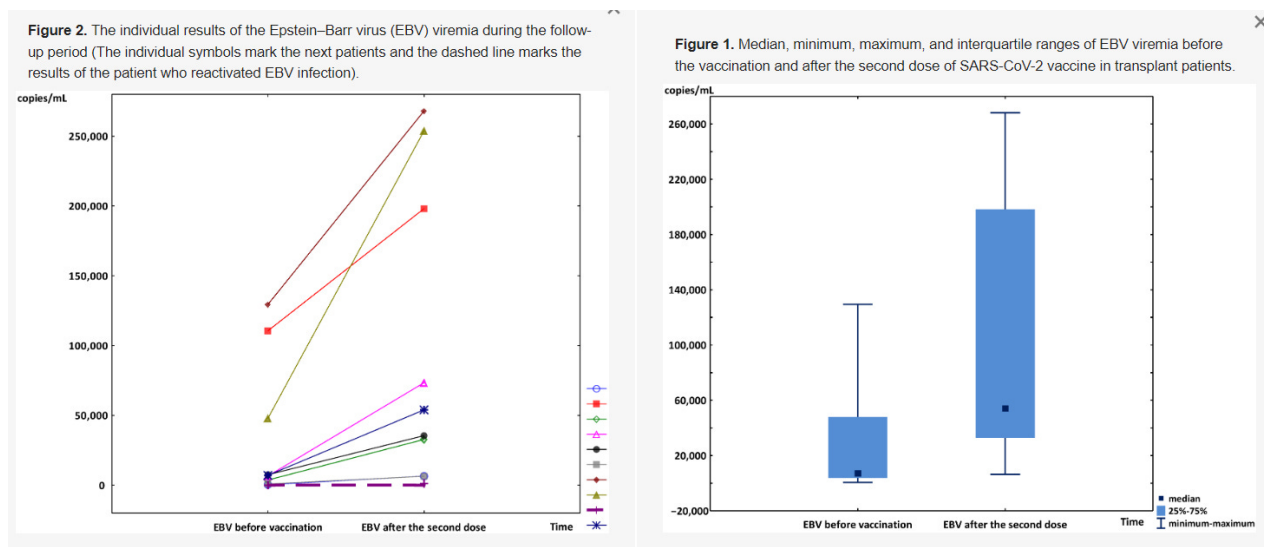
## [VAERS 2481899](#)

72 year old man from Wisconsin had 3 Pfizer mRNA doses. 11 months after 3rd dose he was admitted to hospital with night sweats, mental fog and abdominal pain. He was found to have acute hepatic failure. Liver biopsy showed EBV reactivation with lymphoma cells in the liver. He died a week later.

### Vaccine induced EBV reactivation in the Literature:

A 24 year old man developed skin rash after 2nd dose of Pfizer and was diagnosed with EBV reactivation. This was the 1st published case of EBV reactivation in an immuno-competent person ([click here](#))

### COVID-19 mRNA Vaccine induced EBV reactivation in transplant recipients



[Click here for a larger view.](#)

A shocking Polish study reported: “10 transplant (8 kidney and 2 liver) recipients with noticeable EBV viremia exacerbation or reactivation within a short period after two doses of COVID-19 mRNA vaccines.” ([click here](#))

### COVID-19 vaccines reactivate viral infections

The virus reactivations post COVID-19 vaccination we hear about the most are Varicella Zoster Virus (Shingles) and Herpes Simplex.



**Dr John B.**  
@DrJohnB2

...

A case of itchy papulovesicular rash consistent with varicella-zoster virus reactivation after Pfizer-BioNTech [#Covidvaccine](#) 2nd dose administration: [link.springer.com/article/10.1007/s00127-021-02111-1](https://link.springer.com/article/10.1007/s00127-021-02111-1)

"We still know little about rare and long-term side effects related to [#COVID19](#) vaccines ..."



**Urticarial-like exanthema developed in papulo-vesicular before regressing with scar lesions.**

A. The rash started as urticarial-like exanthema on April 16th. The left armpit and left upper pectoral region, the volar aspect of the left forearm and the left cubital hollow are shown in these pictures. B. On April 22nd, the rash started to spread, and the subject developed vesicular lesions, filled with serous exudates.

C. Papular-vesicular lesions started to regress and scar lesions developed from April 28th.

D. Vesicular blisters (arrows) filled with serous exudates on the dorsal aspect of the left hand. E. Scar lesions, typical after shingles infection

3:47 PM · Sep 6, 2021







Alex Berenson ✓  
@AlexBerenson



1/ For [#Covid](#) vaccines, shingles and even more dangerous and painful skin rashes may be the new thrombocytopenia. (Photos of Allen Luxenberg, now hospitalized in New York for lesions he fears were caused by his Moderna vaccination.)



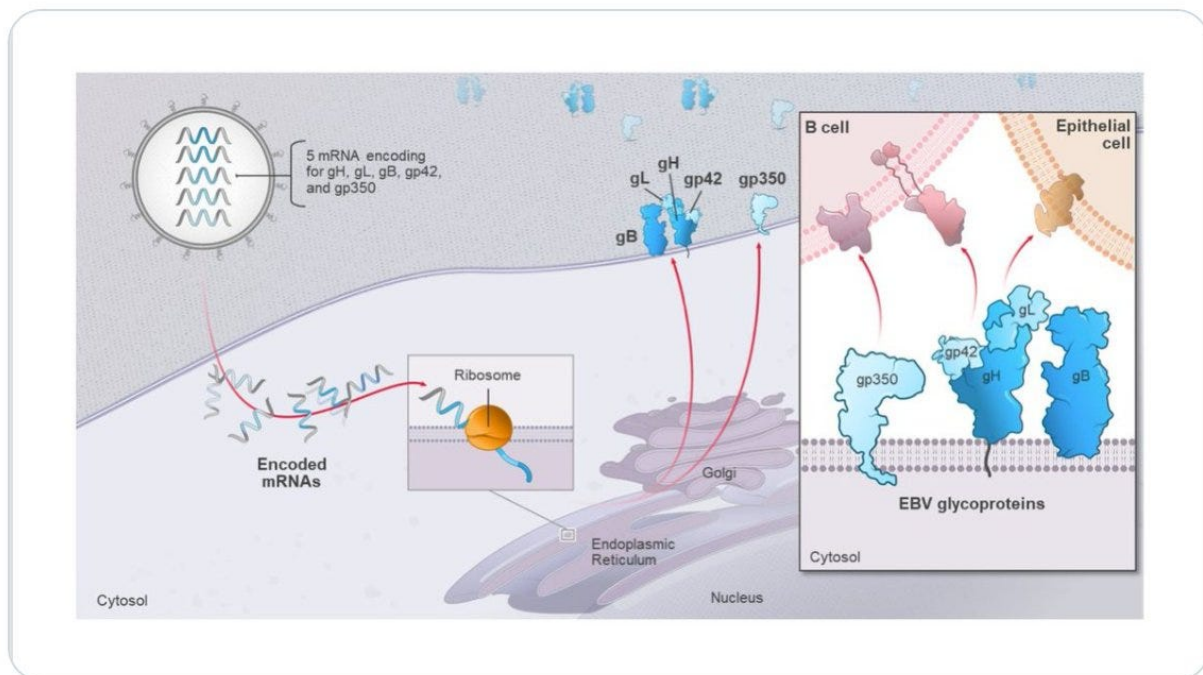
9:18 AM · Apr 19, 2021

Pfizer has an mRNA shingles vaccine ([2024](#))

Moderna has an mRNA herpes vaccine ([mRNA-1608](#))

Moderna has an mRNA EBV vaccine (mRNA 1189)

Our EBV vaccine (mRNA-1189) seeks to prevent the development of infectious mononucleosis and EBV infection. Similar to our investigational [#CMV vaccine](#), the viral proteins in mRNA-1189 are expressed in their native membrane-bound form for recognition by the [#ImmuneSystem](#)



9:36 PM · Feb 19, 2020 · Buffer

5 Retweets 3 Quote Tweets 11 Likes

### My Take...

COVID-19 mRNA vaccines can severely damage the immune system - which can, in some cases, lead to reactivation of latent viruses such as VZV, HSV and EBV.

Unsurprisingly, both Pfizer and Moderna have new mRNA vaccines already in clinical trials for all three viruses.

EBV is one of the most common human viruses. Most people get infected with EBV at some point in their lives. EBV spreads most commonly through bodily fluids, primarily saliva. EBV can cause infectious mononucleosis, also called mono, and other illnesses.

Many people become infected with EBV in childhood. EBV infections in children usually do not cause symptoms, or the symptoms are not distinguishable from other mild, brief

childhood illnesses. People who get symptoms from EBV infection, usually teenagers or adults, get better in two to four weeks.


As CDC tells us, people with weakened immune systems are more likely to develop symptoms if EBV reactivates. ([click here](#))

In the tragic case of 16 year old Jonathan Zhao, 3 COVID-19 mRNA vaccines destroyed his immune system, allowing EBV reactivation to become fatal.

\*

Note to readers: Please click the share button above. Follow us on Instagram and Twitter and subscribe to our Telegram Channel. Feel free to repost and share widely Global Research articles.

*Dr. William Makis is a Canadian physician with expertise in Radiology, Oncology and Immunology. Governor General's Medal, University of Toronto Scholar. Author of 100+ peer-reviewed medical publications.*



## The Worldwide Corona Crisis, Global Coup d'Etat Against Humanity

by Michel Chossudovsky

Michel Chossudovsky reviews in detail how this insidious project “destroys people’s lives”. He provides a comprehensive analysis of everything you need to know about the “pandemic” — from the medical dimensions to the economic and social repercussions, political underpinnings, and mental and psychological impacts.

*“My objective as an author is to inform people worldwide and refute the official narrative which has been used as a justification to destabilize the economic and social fabric of entire countries, followed by the imposition of the “deadly” COVID-19 “vaccine”. This crisis affects humanity in its entirety: almost 8 billion people. We stand in solidarity with our fellow human beings and our children worldwide. Truth is a powerful instrument.”*

ISBN: 978-0-9879389-3-0, Year: 2022, PDF Ebook, Pages: 164, 15 Chapters

Price: ~~\$11.50~~ Get yours for FREE! [Click here to download.](#)

We encourage you to support the eBook project by making a donation through Global Research's [DonorBox "Worldwide Corona Crisis" Campaign Page](#).

The original source of this article is [COVID Intel](#)  
Copyright © [Dr. William Makis](#), [COVID Intel](#), 2023

---

**[Comment on Global Research Articles on our Facebook page](#)**

**[Become a Member of Global Research](#)**

Articles by: [Dr. William Makis](#)

**Disclaimer:** The contents of this article are of sole responsibility of the author(s). The Centre for Research on Globalization will not be responsible for any inaccurate or incorrect statement in this article. The Centre of Research on Globalization grants permission to cross-post Global Research articles on community internet sites as long the source and copyright are acknowledged together with a hyperlink to the original Global Research article. For publication of Global Research articles in print or other forms including commercial internet sites, contact: [publications@globalresearch.ca](mailto:publications@globalresearch.ca)

[www.globalresearch.ca](http://www.globalresearch.ca) contains copyrighted material the use of which has not always been specifically authorized by the copyright owner. We are making such material available to our readers under the provisions of "fair use" in an effort to advance a better understanding of political, economic and social issues. The material on this site is distributed without profit to those who have expressed a prior interest in receiving it for research and educational purposes. If you wish to use copyrighted material for purposes other than "fair use" you must request permission from the copyright owner.

For media inquiries: [publications@globalresearch.ca](mailto:publications@globalresearch.ca)